



राष्ट्रीय परीक्षा एजेंसी
National Testing Agency
Excellence in Assessment



Information Bulletin for
ICAR AICE-JRF/SRF(Ph.D) - 2020
All India Competitive Examination
for Admission to

Doctoral Degree Programs &
Award of JRF/SRF (Ph.D)



ACADEMIC SESSION

2020-21

IMPORTANT INFORMATION AND DATES AT A GLANCE

(Please refer to Information Bulletin for details)

1. FEE DETAILS AND IMPORTANT DATES:

Online submission of Application Form (upto 5:00 pm of 31 March, 2020)		01.03.2020 - 31.03.2020
Last date of successful transaction of fee through Credit/Debit Card/Net-Banking/UPI (upto 11:50 pm of 31 March, 2020)		01.03.2020 – 31.03.2020
Fee Payable by candidates	General/Unreserved, Other Backward Classes (OBC)-(NCL)* & UPS**/ EWS***	Rs. 1800/-
	SC/ST/PwD/ Transgender	Rs. 900/-
	Processing charges & GST are to be paid by the candidate, as applicable	
Correction in particulars of Application Form on website only (No corrections shall be allowed after 02.05.2020)		25.04.2020 - 02.05.2020
Downloading of Admit Cards from NTA website		08.05.2020
Date of Examination		01.06.2020
Duration of Examination		120 minutes (2hours)
Timing of Examination		2:30 p.m - 4:30 p.m
Centre, Date and Shift of Examination		As indicated on Admit Card
Display of Attempted Question Paper and Provisional Answer Keys		To be announced later
Websites		www.nta.ac.in , https://icar.nta.nic.in
Declaration of Result on NTA website		15.06.2020
Schedule for Online Counselling		To be announced by the ICAR on www.icar.org.in after the declaration of result

Other Backward Classes-Non Creamy Layer as per the central list of Other Backward Classes available on National Commission for Backward Classes (NCBC), Government of India website www.ncbc.nic.in. Only the candidates falling in this list may mention OBC in the Category Column. State list. OBC candidates who are not in OBC-NCL (Central List) **must choose General/Unreserved.*

*** Candidates of Remote and Underprivileged States must check their eligibility before applying.*

****As per the OM No. 20013/01/2018-BC-II dated January 17, 2019 issued by the Ministry of Social Justice and Empowerment and the OM No. 12-4/2019-U1 dated 17.01.2019 as well as the Letters No 35-2/2019-T.S.I dated 21.01.2019, 01.02.2019, 04.02.2019 and 15.02.2019 of MHRD Department of Higher Education regarding implementation of reservation for Economically Weaker Sections (EWSs) for admission in Central Educational Institutions.*

2. Candidates can apply for **AICE-JRF/SRF(PhD)-2020 "Online"** on the website <https://icar.nta.nic.in>.
3. **The Application Form other than online mode will not be accepted.**
4. **Only one application is to be submitted by a candidate.**
5. Candidates must follow the instructions strictly as given in the Information Bulletin and on NTA website. Candidates not complying with the instructions shall be summarily disqualified.
6. Candidates must ensure that e-mail address and Mobile Number provided **in the Online Application Form are their own** as all information/ communication will be sent by NTA through e-mail on **e-mail address or SMS on given Mobile Number only.**
7. **Instructions for filling Online Application Form :**
 - ❖ Download Information Bulletin and Replica of Application Form. Read these carefully to ensure your eligibility.
 - ❖ **Follow the 4 steps given below to Apply Online:**
 - ❖ **Step-1: Step-1: Apply for Online Registration using unique Email Id and Mobile No.**
 - ❖ **Step-2: Fill in the Online Application Form and note down the system generated Application No.**
 - ❖ **Step-3: Upload scanned images of Candidate's Photograph (file size: 10 kb - 200 kb) , Candidate's Signature (file size: 4kb - 30kb) and Thumb impression (file size: 3kb-30kb) in JPG/JPEG format.**
 - ❖ **Step-4: Pay fee using SBI/Syndicate/HDFC Payment Gateway through Debit Card/Credit Card/Net Banking/UPI and keep proof of fee paid. In case the Confirmation Page is not generated after payment of fee then the transaction is cancelled, and amount will be refunded to the candidate's account. However, the candidate has to make another transaction, in case the Confirmation Page is not generated.**
 - ❖ All the 4 Steps can be done together or at separate times.
8. Candidates are advised to keep visiting the NTA website and check their e-mails/SMS regularly for latest updates.
9. Candidate shall appear at their own cost at the Examination Centre on the date and shift indicated on their Admit Card issued by NTA.
10. Any request to change the Examination Centre, Date , Shift and Subject provided on the Admit Card will not be considered under any circumstances.

Note:

1. *The final submission of Online Application Form will remain incomplete if Step 3 and Step 4 are not completed. Such forms will stand rejected and no correspondence on this account will be entertained.*
2. *No request for refund of fee once remitted by the candidate will be entertained by NTA under any circumstances.*
3. *The entire application process of **AICE-JRF/SRF(PhD)-2020** is online, including uploading of scanned images, Payment of Fees, and Printing of Confirmation Page. **Therefore, candidates are not required to send/submit any document(s) including Confirmation Page to NTA/ICAR through Post/ Fax/ E-mail/By Hand.***

Candidates are **NOT** allowed to carry Instrument/ Geometry/ Pencil box, Handbag, Purse, any kind of Paper/ Stationery/ Textual material (printed or written material), Eatables and Water (loose or packed), Mobile Phone/ Ear Phone/ Microphone/ Pager, Calculator, DocuPen, Slide Rules, Log Tables, Camera, Tape Recorder, Electronic Watches with facilities of calculator, any metallic item or electronic gadgets/ devices in the Examination Hall/Room.

Diabetic students will be allowed to carry eatables like sugar tablets/fruits (like banana/apple/ orange) and transparent water bottle to the Examination Hall. However, they will not be allowed to carry packed foods like chocolates/candy/sandwich etc.

DISCLAIMER

1. Candidates are advised to read the Information Bulletin carefully and go through the instructions regarding filling of Online Application Form given on AICE-JRF/SRF(PhD)-2020 website www.nta.ac.in, <https://icar.nta.nic.in> before starting online registration.
2. Candidate should ensure that all information entered during the online registration process is correct.
3. Online information provided by candidates like name of candidate, contact/ address details, category, PWD status, educational qualification details, date of birth, etc during online registration for AICE-JRF/SRF(PhD)-2020 will be treated as correct/final and NTA will not entertain, under any circumstances, any request for change in information provided by the candidates.
4. NTA disclaims any liability that may arise to a candidate(s) due to incorrect information provided by the candidate(s) during online registration process.
5. NTA does not edit /modify/alter any information entered by the candidates after completion of application form under any circumstances. Any request for change in information thereafter will not be entertained. Therefore, candidates are advised to exercise utmost caution for filling up correct details in application form.

Usage of Data and Information: NTA can use the data provided by the End User (test taker in this case) for internal purpose(s) including training, research and development, analysis and other permissible purpose(s).

INDEX

S. No.	Description	Page No.
	<i>Important Information at a Glance</i>	
1.	Introduction 1.1 About NTA 1.2 About ICAR 1.3 AICE-JRF/SRF (PhD)-2020	1-2
2.	General Information 2.1 Major Subject groups and sub-subjects for Degree Programmes and JRF/SRF 2.2 University-wise and Sub-subject-wise Number of Seats Available for Admission 2.3 Schedule of AICE-JRF/SRF(PhD)-2020 2.4 Scheme of Examination 2.5 Syllabus for the Test of AICE-JRF/SRF(PhD)-2020 2.6 Conditions for the Award of ICAR-JRF/SRF (PhD) 2.7 Reservation Policy 2.8 Cities for AICE-JRF/SRF(PhD)- 2020 Examination Centres	3-10
3.	Eligibility Criteria and Qualifications 3.1 General Eligibility Criteria to Appear in AICE-JRF/SRF(PhD)-2020 3.2 Subject-wise Qualifications for Admission 3.3 Age Limit	11-19
4.	Registration and Application Process 4.1 Applying online and submission of Application Form 4.2 Replica of the Application Form or Format 4.3 4 Steps to Complete Application Process 4.4 Application Fee 4.5 Mode and Method of Fee Payment 4.6 Instructions to be followed while Applying 4.7 Admit Card for AICE-JRF/SRF(PhD)-2020 4.8 Examination Centres	20-23
5.	Conduct of the Examination 5.1 Important Instructions for Candidates 5.2 Provision for Persons with Disability (PWD) Candidates 5.3 Prohibited Materials 5.4 Unfairmeans	24-27
6.	Procedure of Declaration of Result 6.1 Display of Attempted Question Paper and Provisional Answer key for Challenge 6.2 Declaration of Result 6.3 Scoring Related Exception Handling 6.4 Percentile and Normalization procedure: 6.5 No Re-checking or Re-evaluation Policy	28-29

7.	Counseling	30
8.	Test Practice Centres (TPCS)	31
9	Procedure for Appearing in Computer Based Test (CBT)	32
10	Query Redressal System	33
11	Correspondence with NTA	34
12	Common Services Centres/Facilitation Centres	35
13	Legal Jurisdiction	36
ANNEXURES		
I	LIST OF EXAMINATION CITY CENTRES FOR AICE-JRF/SRF(PhD) 2020	37-38
II	DOMICILE STATE/U.T. CODES	39
III	SUBJECTS OF SPECIALIZATION FOR DOCTORAL DEGREE PROGRAMME	40-44
IV	STREAM IN POSTGRADUATION DEGREE	45
V-A	LIST OF POSTGRADUATION COLLEGES	46
V-B	LIST OF PRIVATE AGRICULTURAL UNIVERSITIES/COLLEGES (ACCREDITED BY ICAR) WHOSE CANDIDATES PASSED OUT IN INDICATED MASTER DEGREE PROGRAMMES ARE ELIGIBLE FOR APPEARING IN AICE-JRF/SRF (PH.D.)-2020	47
VI	LIST OF ICAR ACCREDITED DOCTORAL DEGREE PROGRAMMES AND COLLEGES OF DR. RPCAU, PUSA	48
VII	PROCESSING CHARGES & GOODS AND SERVICE TAXES (GST) AND PROCEDURE FOR PAYMENT OF FEE	49-50
VIII	COMMON SERVICES CENTRES/FACILITATION CENTRES	51
IX	REPLICA OF AICE-JRF/SRF(PhD) 2020 APPLICATION FORM	52-62
X	PROCEDURE TO BE ADOPTED FOR COMPILATION OF NTA SCORES FOR MULTI SESSION PAPERS	63-65
XI	COMPUTER BASED TEST (CBT)	66-71
XII	NTA: TEST PRACTICE CENTRES (TPCS)	72-81
XIII	CERTIFICATE FOR THE CANDIDATES UNDER PERSONS WITH DISABILITY CATEGORY (PWD)	82
XIV	CERTIFICATE REGARDING PHYSICAL LIMITATION IN AN EXAMINEE TO WRITE	83
XV	LETTER OF UNDERTAKING FOR USING OWN SCRIBE	84
XVI	UNIVERSITY FROM WHERE GRADUATED/POSTGRADUATED	85-86
XVII	INDICATIVE AND TENTATIVE LIST *OF UNIVERSITIES FOR ADMISSION (BASED ON LAST YEAR) IN DOCTORAL DEGREE PROGRAMMES IN AGRICULTURE AND ALLIED SCIENCE SUBJECTS THROUGH AICE-JRF/SRF(Ph.D.)-2020 ALONG WITH CONTACT DETAILS OF REGISTRARS	87-89
XVIII	CASTE CERTIFICATE FOR SCHEDULED CASTE / TRIBE CANDIDATE	90
XIX	CERTIFICATE TO BE PRODUCED BY OTHER BACKWARD CLASSES-NON CREAMY LAYER (OBC-NCL)	91-92
XX	CERTIFICATE TO BE PRODUCED BY ECONOMICALLY WEAKER SECTION (EWS)	93
XXI	SPONSORSHIP CERTIFICATE/DECLARATION BY THE EMPLOYER OF THE CANDIDATE (FOR IN-SERVICE CANDIDATES)	94
XXII	EMPLOYMENT STATUS OF IN-SERVICE CANDIDATES	95

Abbreviations:

AU	Agricultural Universities
AMU	Aligarh Muslim University
BHU	Banaras Hindu University
CAU	Central Agricultural University
CIFE	Central Institute of Fisheries Education
CU	Central University
DARE	Department of Agricultural Research and Education
Dr. RPCAU	Dr. Rajendra Prasad Central Agricultural University
DU	Deemed University
EWS	Economically Weaker Section
IARI	Indian Agricultural Research Institute
ICAR	Indian Council of Agricultural Research
IVRI	Indian Veterinary Research Institute
JRF	Junior Research Fellowship
NAEAB	National Agricultural Education Accreditation Board
NARES	National Agricultural Research and Education System
NDRI	National Dairy Research Institute
OGPA	Overall Grade Point Average
PwD	Persons with Disability
RLB CAU	Rani Lakshmibai Central Agricultural University
SAU	State Agricultural University
SHUATS	Sam Higginbottom University of Agriculture, Technology, and Sciences
SRF	Senior Research Fellowship

CHAPTER-1 INTRODUCTION

1.1 About NTA

The Ministry of Human Resource Development (MHRD), Government of India (GOI) has established National Testing Agency (NTA) as an independent autonomous and self-sustained premier testing organization under Society Registration Act, 1860 for conducting efficient, transparent and international standards tests in order to assess the competency of candidates for admissions to premier higher education institutions.

The objectives of NTA, inter-alia, include:

- i. To conduct efficient, transparent and international standard tests in order to assess the competency of candidates for admission.
- ii. To undertake research on educational, professional and testing system to identify gaps in the knowledge systems and take steps for bridging them.
- iii. To produce and disseminate information and research on education and professional development standards.

The Indian Council of Agricultural Research (ICAR) has entrusted the responsibility of conducting All India Competitive Examinations for admission to Bachelor UG, Masters PG & Ph.D Courses in Agricultural Universities (AUs), and award **scholarships & fellowships** to the NTA from 2019 onwards.

1.2 About ICAR

The Indian Council of Agricultural Research (ICAR) is the apex body for coordinating, guiding, and managing research and education in agriculture in the entire country under the aegis of DARE, Ministry of Agriculture and Farmers Welfare. Considering the importance of agricultural education, the University Education Commission (1948) chaired by Dr. S. Radhakrishnan recommended the establishment of Rural Universities in the country. As a result, the first State Agricultural University was established in 1960 at Pantnagar on the pattern of the Land Grant Colleges of the United States.

The ICAR-AU system of India has 74 Agricultural Universities comprising 63 State Agricultural, Veterinary, Horticultural and Fisheries Universities (SAUs), 4 ICAR-DUs, viz. IARI, IVRI, NDRI and CIFE, 3 Central Agricultural Universities (CAU, Imphal, Dr. RPCAU, Pusa and RLB CAU, Jhansi), 4 Central Universities (CUs) having Faculty of Agriculture (BHU, AMU, Viswa Bharati and Nagaland University). The National Agricultural Research, Education and Extension System (NAREES) of India is one of the largest in the world, admitting more than 27,000 graduates, 14,000 post-graduates and 4,700 Ph.Ds annually, in different disciplines of Agriculture and Allied Sciences.

During 2019-20, against the total of 905 Seats, 666 candidates were recommended by ICAR for admission to accredited doctoral degree programmes in 55 accredited AUs under the ICAR-AU system.

1.3 All India Competitive Examination AICE-JRF/SRF (Ph.D) 2020

The centralized admission to 25% of the seats (subject to at least one seat for each discipline having Ph.D. degree programme in the University) of accredited Ph.D degree programmes in accredited colleges of accredited universities under the ICAR-AU system was introduced in the Academic Session 2015-16. For the academic session 2020-21, admissions to 25% seats (100% seats of Dr. RPCAU, Pusa and ICAR-DUs, viz ICAR-IVRI, IARI, CIFE and NDRI) of accredited doctoral degree programmes will be granted at accredited colleges in accredited Agricultural Universities under the ICAR-AU system. Further, not more than 40% candidates from any one state shall be admitted in any agricultural university/subject under a particular category.

ICAR JRF/SRF(PhD)-2020 examination will be conducted in **73 Subjects** at 88 cities (**Annexure-I**) all over the country enabling participation of a large number of candidates seeking admission to Doctoral degree programmes in AUs in different disciplines of Agriculture, Horticulture, Forestry, Veterinary, Animal Sciences, Agril. Engineering, Community Science (erstwhile Home Science), Fisheries, Dairy Science and other allied sciences. ICAR JRF/SRF(PHD) shall be awarded to 300 candidates based on merit in this examination as per their overall merit-rank and seat availability in different disciplines. However, fellowship is granted only after the Counseling, when the candidate gets admitted and pursues Ph.D degree in an AU other than the one from where he/she has passed Bachelor's or Master's degree. It implies that not more than two degrees (including Ph.D.) should be from the same AU. The other candidates who are declared/notified as qualified for counseling will be eligible as per their merit rank and availability of seat for admission to PhD degree programme, without fellowship, in the specific subject in the AUs. The above eligibility conditions will also apply to in-service candidates.

Candidates declared eligible for registration and choice filling for counselling by ICAR will only be considered for allocation of subject and the Agricultural University. **There is no provision of direct nomination for admission through ICAR in any Doctoral degree programme without qualifying in ICAR AICE-JRF/SRF(Ph.D.).**

CHAPTER-2 GENERAL INFORMATION

2.1 Subjects for ICAR AICE-JRF/SRF(PhD)

Doctoral degree programmes are offered by AUs in 73 Subjects given at **Annexure-III**. Based upon eligibility and compatibility with their subject areas at the postgraduation level (**Annexure-IV**), the candidates should select one Subject of specialization from the **Table-3** for appearing in the Examination. However, candidates choosing a Subject of specialization in examination need to attempt Part-B of Question paper (refer Item 2.4 Scheme of examination) consisting of 50 questions from core group containing the Subject of specialization (**Table-1**).

2.2 University-wise and Subject-wise Number of Seats Available for Admission

The number of ICAR seats and JRF/SRF(PHD) in different Subjects for the Academic Session 2020–21 will be displayed on ICAR website www.icar.org.in at the time of counseling. Depending upon availability and status of accreditation, seats in some of the Subjects may not be received in the Council from accredited universities at the time of counseling. In the event of some candidates qualifying in such Subjects, it shall not be the responsibility of the Council to give them admission.

2.3 Schedule of AICE-JRF/SRF(PhD)-2020

Schedule for important examination related activities have been given below. However, candidates are requested to keep themselves updated about the schedule through NTA website (www.nta.ac.in, <https://icar.nta.nic.in>).

Schedule of AICE-JRF/SRF(PhD)

Online submission of Application Form (upto 5:00 pm of 31 March, 2020)	01.03.2020 - 31.03.2020
Last date of successful transaction of fee through Credit/Debit Card/Net-Banking UPI upto 11:50 pm of 31 March, 2020	01.03.2020 – 31.03.2020
Correction in particulars of Application Form on website only (No corrections shall be allowed after 02.05.2020)	25.04.2020 - 02.05.2020
Downloading of Admit Cards from NTA website	08.05.2020
Date of Examination	01.06.2020
Duration of Examination	120 minutes (2 hours)
Timing of Examination	2:30 p.m - 4:30 p.m
Centre, Date and Shift of Examination	As indicated on Admit Card
Display of Attempted Question Paper and Provisional Answer Keys	To be announced later
Websites	www.nta.ac.in , https://icar.nta.nic.in
Declaration of Result on NTA website	15.06.2020
Schedule for Online Counselling	To be announced by the ICAR on www.icar.org.in after the declaration of result

Other Backward Classes-Non Creamy Layer as per the central list of Other Backward Classes available on National Commission for Backward Classes (NCBC), Government of India website www.ncbc.nic.in. Only the candidates falling in this list may mention OBC in the Category Column. State list. OBC candidates who are not in OBC-NCL (Central List) **must choose **General/Unreserved**.*

*** Candidates of Remote and Underprivileged States must check their eligibility before applying.*

****As per the OM No. 20013/01/2018-BC-II dated January 17, 2019 issued by the Ministry of Social Justice and Empowerment and the OM No. 12-4/2019-U1 dated 17.01.2019 as well as the Letters No 35-2/2019-T.S.I dated 21.01.2019, 01.02.2019, 04.02.2019 and 15.02.2019 of MHRD Department of Higher Education regarding implementation of reservation for Economically Weaker Sections (EWSs) for admission in Central Educational Institutions.*

2.4 Scheme of Examination

The test of AICE-JRF/SRF(PhD) has a single paper of 2 hrs duration. Details of the test are as given below:

Mode of Examination	LAN Based CBT (Computer Based Test)
Duration	2 Hours
Number of Questions	120(20 + 50 + 50) <ul style="list-style-type: none"> • 20 – Part A (General knowledge/reasoning ability) • 50 – Part B Core Group (refer Table-1) containing the specialized Subject opted by the candidate for Ph.D. • 50 – Part C Specialized Subject opted by the candidate for Ph.D.
Type of Questions	Multiple Choice with 4 options
Maximum Marks	480 (80+200+200)
Scoring	<ul style="list-style-type: none"> • 4 marks for each correct response • -1 mark for each incorrect response (negative scoring) • 0 for non-attempt
Medium of Paper	English only

Test would consist of three sections.

Subtest/Section A – First 20 MCQs will be common to all the 73 specialized Subjects. The questions assess the level of candidate's awareness about the environment and its application to the society. The questions are based on general knowledge in the domain of Agriculture, Animal Husbandry, Dairying, Fisheries and Allied Sciences, etc. including current events and matters of everyday observation and experience.

Subtest/Section B – 50 MCQs will be from the Core Group (refer Table 1) containing the specialized Subject opted by the candidate for pursuing Ph.D.

Subtest/Section C - 50 MCQs will be from one of the specialized Subjects (**Annexure-III**) opted by the candidate for pursuing Ph.D.

Table 1: Core Groups for Section-B of AICE-JRF/SRF(Ph.D.) examination

Core Group	Subjects for examination
01 Crop Sciences-I	
	1.1 Genetics & Plant Breeding
	1.2 Seed Science & Technology
	1.3 Economic Botany and Plant Genetic Resources
02 Crop Sciences- II	
	2.1 Plant Pathology
	2.2 Nematology
	2.3 Agricultural Entomology/Entomology
	2.4 Sericulture
03 Crop Sciences- III	
	3.1 Plant Biochemistry/Biochemistry
	3.2 Plant Physiology/Crop Physiology
	3.3 Agricultural Biotechnology/Biotechnology/Molecular Biology & Biotechnology
	3.4 Agricultural Microbiology/Microbiology
04 Horticulture	
	4.1 Vegetable Science/Olericulture
	4.2 Fruit Science/Pomology
	4.3 Floriculture & Landscaping/Floriculture & Landscape Architecture
	4.4 Spices, Plantation, Medicinal & Aromatic Plants
	4.5 Post Harvest Technology (Horticulture)
05 Veterinary and Animal Sciences-I	
	5.1 Animal Genetics & Breeding
	5.2 Animal Nutrition
	5.3 Livestock Production Management
	5.4 Livestock Products Technology
	5.5 Poultry Science
06 Veterinary and Animal Sciences-II	
	6.1 Veterinary Parasitology
	6.2 Veterinary Public Health/Veterinary Public Health & Epidemiology
	6.3 Veterinary Microbiology
	6.4 Veterinary Pathology
07 Veterinary and Animal Sciences-III	
	7.1 Veterinary Medicine
	7.2 Veterinary Pharmacology & Toxicology
	7.3 Vety. Gynaecology & Obstetrics/Animal Reproduction, Gynaecology & Obstetrics
	7.4 Veterinary Surgery & Radiology/Veterinary Surgery
	7.5 Veterinary Anatomy/Veterinary Anatomy & Histology
08 Veterinary and Animal Sciences-IV	
	8.1 Veterinary Physiology/Animal Physiology
	8.2 Veterinary Biochemistry/Animal Biochemistry
	8.3 Animal Biotechnology
09 Dairy Science, Dairy Technology & Food Technology	

	9.1 Dairy Chemistry
	9.2 Food Technology
	9.3 Dairy Microbiology
	9.4 Food Safety and Quality Assurance
	9.5 Dairy Technology
	9.6 Dairy Engineering
10 Agricultural Engineering and Technology	
	10.1 Farm Machinery and Power Engineering
	10.2 Soil and Water Conservation Engineering /Soil and Water Engineering
	10.3 Agricultural Processing and Food Engineering
	10.4 Renewable Energy Engineering
	10.5 Irrigation Water Management Engineering/Irrigation & Drainage Engineering
11 Community Science (Formerly Home Science)	
	11.1 Family Resource Management
	11.2 Textiles and Apparel Designing
	11.3 Human Development and Family Studies/Human Development
	11.4 Food Science and Nutrition/Human Nutrition
	11.5 Home Science Extension and Community Management
12 Fishery Science-I	
	12.1 Fisheries Resource Management
	12.2 Fish Processing Technology/Fish Post-Harvest Technology
	12.3 Fisheries Engineering & Technology
	12.4. Aquatic Environment Management
13 Fishery Science-II	
	13.1 Aquaculture
	13.2 Fish Health Management/Aquatic Animal Health Management
	13.3 Fish Nutrition and Feed Technology
14 Fishery Sciences-III	
	14.1 Fish Genetics and Breeding
	14.2 Fish Biotechnology
	14.3 Fish Physiology and Biochemistry
15 Natural Resource Management – I	
	15.1 Forestry/Agroforestry
	15.2 Agricultural Meteorology
	15.3 Environmental Sciences
	15.4 Agricultural Physics
16 Natural Resource Management – II	
	16.1 Agronomy
	16.2 Soil Sciences/Soil Science & Agricultural Chemistry
	16.3 Agricultural Chemicals
	16.4 Water Science & Technology
17 Agricultural Economics & Agri-Business Management	
	17.1 Agricultural Economics
	17.2 Agri-business Management
18 Agricultural Extension	

	18.1 Agricultural Extension/ Extension Education/Communication
19 Agricultural Statistics	
	19.1 Agricultural Statistics
	19.2 Bioinformatics
	19.3 Computer Application & IT

2.5 Syllabus for the Test of AICE-JRF/SRF(PhD)-2020

The Examination Paper for the test shall be based on the syllabus of Subjects as prescribed by the ICAR, available at website www.icar.org.in.

2.6 Conditions for the Award of ICAR-JRF/SRF(PhD)-2020

From Academic Session 2017-18, the criteria for ICAR-JRF/SRF (erstwhile ICAR-SRF) distribution, based on total number of seats in each subject, has been changed to average number of aspirants actually appeared in the AICE-JRF/SRF (PHD) in a particular Subject in the preceding three years. The number of fellowships is tentative and may vary depending upon the number of candidates actually appeared in the examination in a particular Subject. It will finally be known only at the time of counselling. The conditions for the award of ICAR-JRF/SRF (PHD) are as under:

1. ICAR-JRF/SRF (PHD) will be awarded on the basis of merit secured in the AICE-JRF/SRF (PHD)-2020 examination leading to admission in Ph.D. degree programme in accredited AUs, viz. State Agricultural, Veterinary, Horticultural and Fisheries Universities (SAUs); ICAR-DUs, i.e. ICAR-IVRI, IARI, NDRI, CIFE; Central Agricultural University, viz. CAU Imphal, Manipur, Dr. RPCAU, Pusa and Central Universities having faculty of agriculture, viz. Banaras Hindu University (BHU), and Nagaland University (School of Agricultural Sciences and Rural Development). The fellowship will NOT be available for admission in any university other than the AUs as mentioned above.
2. The fellowship will be admissible to persons of Indian Nationality as defined in the Constitution of India or persons domiciled in India.
3. The admission and fellowship would be granted only when the candidate seeks admission through counseling conducted by ICAR and pursues Ph.D. degree in an AU. Further, for seeking admission with ICAR-JRF/SRF (PHD), as well as without fellowship, it would be mandatory for the candidate to pursue Ph.D. degree in an AU other than the one from where he/she has obtained Bachelor's or Master's degree, i.e. the candidate should not have obtained more than two degrees (including pursuing of Ph.D.) from the same Institute/AU. This would be uniformly applicable to all the AUs including ICAR-DUs.
4. The award of fellowship shall be considered valid only if the candidate actually seeks admission in a particular University, falling which it shall be deemed to have been withdrawn and shall automatically become infructuous.
5. If a candidate finally awarded ICAR-JRF/SRF (PHD) at the completion of counseling seeks admission in a university and subsequently leaves the degree programme for any reason, there will be no transfer of such fellowship to the candidate next in merit rank.
6. The fellowship will take effect from the date the fellow joins the course or the start of academic session for which fellowship has been offered, whichever is later. Students must take admission for the relevant degree program within the same academic session failing which admission and fellowship shall stand withdrawn automatically. It will not be extended under any circumstances.

7. A fellow will not be allowed to avail any other scholarship/fellowship during the tenure of fellowship of the Council. In case a candidate is already receiving any other scholarship/fellowship, it will be surrendered by him/her before accepting the ICAR fellowship. Duration of ICAR-JRF/SRF (PHD) will be normally for three years.
8. If an existing ICAR-JRF/SRF (PHD) holder seeks fresh admission, the entire amount of fellowship received by him/her shall have to be refunded with interest and he/she will not be entitled for fresh ICAR-JRF/SRF (PHD), however, admission would be granted as per his/her merit rank.
9. Candidates already pursuing Doctoral degree programmes can also apply for fresh admission and compete for ICAR-JRF/SRF provided they have not completed two years on the date of examination (01.06.2020). The candidate should ensure this at the time of applying for the examination. The onus of verification shall lie with the admitting University. The duration of fellowship in such cases, however, normally shall not exceed 3 years, including the period of study already availed for Ph.D.
10. Admission and JRF/SRF (PHD) will be awarded subject to verification of credentials by the University where the candidate seeks admission.
11. Candidates qualified for counseling or allotted the seat with/without JRF/SRF (PHD), may seek admission only during the session for which the examination has been conducted. They are not entitled to claim for admission/fellowship in other academic sessions/subsequent years based on this year's examination.
12. The amount of fellowship will be at the rate of Rs.31,000/- p.m. for the 1st and 2nd years (JRF) and Rs. 35,000/- p.m. for the 3rd year. Contingent grant of Rs. 10,000/- per year for procurement of essential chemicals, books, and travel connected with research work will be uniformly paid to all the awardees including in-service candidates. Not more than 50% of the contingent grant will be spent for purchase of books. All purchases are to be made with the approval of the Major Advisor/Chairman of Student Advisory Committee.
13. In case of in-service candidates, admission and fellowship will be granted provided the candidate joins the University other than where he/she is working. For such candidates, in receipt of full/partial leave salary from their parent organization, the amount of ICAR JRF/SRF (PHD) shall be limited to Rs.3,000/- in addition to the research contingency as applicable to fresh candidates.
14. The fellowship will be tenable only at the University where Ph.D. programme consists of both course and research work.
15. The JRF/SRF (PHD) holder will be required to maintain an OGPA/CGPA of 7.00 out of 10.00 (6.50/10.00 for SC/ST/PC) at the end of each year of the study.
16. The award of JRF/SRF(PHD) shall be governed by the rules and regulations issued and as amended by the Council from time to time in this regard. After the admission, under no circumstances, the request for change of subject and the university will be entertained from the candidates/parents.

Note:

- **5% reservation in JRF/SRF(PHD) for PwD category will be horizontal across all categories, i.e. such candidates would draw fellowship from the GEN/SC/ST category to which they belong. If the JRF/SRF(PHD) is not available in a particular category to which the PwD candidate belongs then the same would be drawn from Gen. category, if available.**
- There will be no transfer of ICAR-JRF/SRF(PHD) even if a candidate awarded ICAR-JRF/SRF(PHD) at the time of counseling leaves the degree programme in between for any reason.
- There is no reservation of ICAR-JRF/SRF(PHD) for candidates of Gen-EWS, OBC (NCL) and UPS category. They would be entitled for ICAR-JRF/SRF(PHD) based on overall merit.
- ICAR-JRF/SRF(PhD) shall be awarded only after the completion of Online Counselling.

The candidates are informed that in accordance with the decision taken during XIX Meeting of National Agricultural Education Accreditation Board (NAEAB) held on 20.03.2017, the admissions to the non-accredited doctoral degree programmes or non-accredited colleges of Dr. RPCAU, Pusa shall be made through ICAR's AICE-JRF/SFR(PHD). However, it has been decided by the Council that w.e.f. the Academic Session 2020-21, the candidates recommended for admission to these programmes shall not be eligible for the award of ICAR-JRF/SRF(PHD). Such candidates **may be provided** fellowship by Dr. RPCAU, Pusa from its budget w.e.f. the Academic Session 2020-21. The award of ICAR-JRF/SRF(PHD) to the candidates recommended for admission to Dr. RPCAU, Pusa may be considered in future subject to accreditation of such programmes by the Council. However, the students who are already enrolled in non-accredited doctoral degree programmes in non-accredited colleges and received the letter of award of the ICAR-JRF/SRF(PHD) from the ICAR shall continue to avail the same in accordance with the prescribed rules and regulations of the fellowship issued by the Council in this regard. The list of ICAR accredited Doctoral degree programmes and Colleges of Dr. RPCAU, Pusa is given at **Annexure-VI**.

2.7 Reservation Policy

A. SC/ST/OBC-(NCL)/EWS/PwD in each Category

- (i) There would be reservation of seats for admission JRF/SRF Scholarship to the extent of 15% for Scheduled Caste and 7.5% for Scheduled Tribe candidates in different disciplines. The reservation of seats among SC/ST categories is interchangeable i.e., if sufficient number of candidates are not available to fill up the seats as well as PG Scholarship reserved for ST candidates, these can be filled up from among suitable SC candidates and vice-versa in a given subject as per merit-rank in examination. The original SC/ ST certificate in prescribed form (**Annexure-XVIII**) is required to be produced for verification at the time of admission. Depending on merit and choice, they can also take seat from the General/Unreserved Category.
- (ii) Reservation for candidates belonging to Central OBC-NCL category would be available at BHU, SASARD Nagaland University, CAUs, CIFE, IARI, IVRI and NDRI as per the latest Government of India directives applicable at the time of counseling and Hon'ble SC Judgment dated 18th August, 2011 and communication of seats by these universities at the time of counseling. Candidates claiming admission under this category have to produce a Central OBC certificate as per specimen enclosed in **Annexure-XIX**.
- (iii) Reservation of seats for EWS shall be in accordance with the Gazette Notification No. DL-(N)/04/0007/2003-19, dated 12 January, 2019, Ministry of Law and Justice (Legislative Department), Govt. of India or any further related Govt. of India directive(s) applicable at the time of counseling. The provision shall be applicable only for admission to Central Educational Institutions and not to SAUs and minority educational institutions, if any, under the ICAR-AU system. The unfilled seats remaining under Gen-EWS category will be de-reserved to Unreserved (UR)/OPEN category seats. The certificate format for EWS candidate is given at (**Annexure – XX**).
- (iv) Five percent seats are reserved, horizontally across the categories in different subjects, for Persons with Disability (PwD) candidates suffering from low vision, hearing impairment, locomotors disability or cerebral palsy with appropriate medical certificate having at least 40% disability and found suitable by the Counseling Committee/University official. The candidate applying for admission under this category should submit a copy of the

certificate about being PwD from a Govt. Hospital/Medical Board at the time of admission in allotted University as specimen **(Annexure–XIII)**. The criteria for assessing the degree of handicap could be variable from one subject to another. The decision of the University allotted will be final in this regard.

B. Reservation for Remote and Under Privileged States/UT (UPS)

Two percent seats under each discipline would be reserved, horizontally, across categories for the candidates of the remote and under privileged States/UTs namely (i) Andaman & Nicobar Island, (ii) Arunachal Pradesh, (iii) Dadra and Nagar Haveli, (iv) Daman & Diu, (v) Goa, (vi) Lakshadweep, (vii) Manipur, (viii) Meghalaya, (ix) Mizoram, (x) Nagaland, (xi) Sikkim (xii) Tripura and (xiii) Ladakh where educational facilities in agriculture and allied science subjects either do not exist or have no SAU(s) and who qualify this examination. UPS candidates will have to produce domicile certificate issued by the competent authority at the time of admission. There will not be any State quota within this quota.

Note:

1. *Candidates need to refer to ICAR website (www.icar.org.in) regarding detail information regarding reservation of seats and/or allocation of scholarship/ fellowships for SC/ST/OBC (NCL)/ PwD/UPS/EWS in each category.*
2. *The responsibility for verification of the genuineness of SC/ST/OBC (NCL), PwD and UPS certificate will be of the concerned AU & ICAR system where the candidate has been granted admission on the basis of counseling.*

2.8 Cities for AICE-JRF/SRF(PhD)- 2020 Examination Centres

The Centres-Cities where the AICE-JRF/SRF (PhD)-2020 will be conducted are given in **(Annexure- I)**. While applying candidates have to select any **four cities** of their choice for AIEEA (PG) 2020. The efforts will be made to allot city of examination to the candidates in order of the choice opted by them in their application form. However, due to administrative reasons, a different city of nearby area may be allotted.

1. NTA can change/shift the examination city centre opted by the candidate to another nearby centre, if number of candidates are more at any examination city centre.
2. **The Examination City Centre, once opted, shall not be changed.**

The decision of the NTA regarding allotment of Centre, Date and Shift shall be final. No further correspondence or request shall be entertained in such case.

CHAPTER-3

ELIGIBILITY CRITERIA AND QUALIFICATIONS

3.1 General Eligibility Criteria to Appear in AICE-JRF/SRF(Ph.D.)-2020

Indian nationals who have passed Master's Degree programme with a minimum of Overall Grade Point Average (OGPA) as shown in Table 2 from any public funded/Govt. institution will be eligible. In other cases, where grade-points are not awarded and only marks are awarded, the candidate must have secured a minimum percent score as shown in the Table below.

Candidates passed out from private Agricultural Universities/Colleges not accredited by ICAR, even though affiliated to public funded/Govt. institutions are not eligible for admission through this examination. Only those candidates from Private Agricultural Universities/Colleges (accredited by ICAR) are eligible to appear in the examination who have completed their degree in programmes accredited by ICAR. Further, in case any degree from a particular college/university is not considered for admission by an Agricultural University or any particular college/university has been derecognized by VCI/UGC or due to any Court directives (present or future), ICAR will not be responsible for admitting students of that college/university in the Universities not willing to admit such candidates.

The list of private Agricultural Universities/Colleges accredited by ICAR whose candidates are eligible to appear in the AICE-JRF/SRF(PH.D.)-2020 examination is given at **Annexure V-B. The candidates having Bachelor's degree with 3 years' duration will not be considered for admission through ICAR AICE-JRF/SRF(PH.D.)-2020 in AUs under ICAR-AU system except in few courses at two ICAR-DUs, viz. IARI and NDRI only for which the eligibility criteria of the concerned ICAR-DU, including admission of graduates having passed with 3 years' degree, would prevail for admission.**

Table 2: Minimum OGPA/Marks in the Eligibility Examination required to appear in AICE-JRF/SRF

Categories/ Scale	OGPA			Marks Secured
	10 point Scale	5 point scale	4 point scale	Percent (100 Point)
General, OBC (NCL)and UPS/ EWS	6.5	3.25	2.6	60
SC/ST/PwD/	5.50	2.75	2.2	50

Note:

1. Where OGPA is awarded, equivalence between OGPA and % marks will not be acceptable.
2. There will be no rounding-off of the OGPA/percentage of marks of qualifying examination while deciding the basic eligibility of any candidate for admission e.g. if a candidate obtains 49.99% marks in his/her qualifying examination, then it will not be rounded-off to 50%.
3. Merely qualifying the examination will not guarantee JRF/SRF/Admission. It would be governed by rules and regulations of ICAR and concerned University.
4. Candidate must ensure that he/she fulfills the eligibility requirements for the examination as well as admission as detailed in the Information Bulletin. Applying for AICE-JRF/SRF(Ph.D.)-2020, appearing in the examination and qualifying the same does not necessarily mean acceptance of eligibility. The applicant for a particular Subject must satisfy the eligibility criterion as specified in this Information Bulletin (or its amendments/corrections).

- No certificates are required to be uploaded along with the online application at the time of online submission.
- The documents / certificates etc., shall be verified directly at the time of admission in the admitting university. In case the candidate is found not-eligible at any stage, his/her candidature would be summarily rejected and admission will be cancelled.

- (i) The candidate must complete the postgraduate degree in all respects and should have all the degree-completion requirements at the time of Counseling/admission in the university failing which they will not be considered for admission and the award of fellowship. Please note that ICAR/University will NOT be held responsible for denial of admission to non-eligible candidates.
- (a) Candidates reporting for the admission must have Degree/Provisional Degree Certificate (PDC) of completion of Master's degree programme. The candidates who do not have the Degree/PDC, have to mandatorily produce a certificate from the Registrar of the concerned university specifically indicating that ***the candidate has fulfilled all the requirements for the award of Masters degree including thesis submission and completion of viva-voce and his/her Final OGPA/Percentage of marks at the end of final semester/year along with mentioning the likely date of issuance of PDC/Degree.*** The candidates should note that the university may deny admission in case the PDC/Degree is not produced at the time of admission with the university. No correspondence shall be entertained by the Council in this regard.

3.2 Instructions for in-service candidates

1. The in-service candidates will qualify for admission only if they come in the overall merit list of their concerned Subject and produce the Sponsorship Certificate/Declaration by their employer (**Annexure-XXI**) for verification at the time of counselling
2. The in-service candidates must be working in ICAR Institutes, ICAR-DUs, SAUs, CAUs, CUs having faculty of agriculture, Central Government/State Government Departments dealing in Agriculture and Allied Sectors and Public Sector Undertakings dealing with Agriculture and Allied Sectors (**Annexure-XXII**).
3. At ICAR-IARI, New Delhi under (i) ICAR In-Service Scheme, and (ii) Faculty Upgradation Scheme, the Scientists working in ICAR Institutes and the Faculty Members of SAUs, respectively only are eligible for admission.
4. The in-service candidates qualifying for admission will arrange for study leave/leave of the kind due from their respective organizations themselves and ICAR will not intervene in this regard.
5. In case of in-service candidates, admission and fellowship will be granted provided the candidate joins the University other than where he/she is working.
6. .
7. In-service candidates must retain the computer generated hard copy of confirmation page of the application along with Sponsorship Certificate, in original, for showing to the university officials in the event of their qualifying the examination and recommendation for admission to the concerned university.
8. ***In no case, the computer generated hard copy of confirmation page of the application and Sponsorship Certificate (Declaration by the employer) should be sent by the candidate either to NTA or ICAR.***

The counselling of in-service candidates seeking admission on seats reserved for the purpose at ICAR-DUs (ICAR-IARI, ICAR-IVRI, ICAR-NDRI and ICAR-CIFE) will be done at respective ICAR-DU level only. Such candidates are, therefore advised to remain in touch with the respective ICAR-DU's website for further details such as no. of seats, eligibility requirements, counselling schedule, etc.

3.2 Eligibility Qualifications at Master's level

In order to appear in AICE-JRF/SRF(PhD)-2019 in the Subject of specialization, candidates must have completed Master's degree in one of the Subjects given in Table 3.

Table 3: Eligibility qualifications at Master's level for Ph.D. admission and award of JRF/SRF(PhD) in different Subjects/disciplines

Code No.	Subject of specialization	Eligibility Qualifications* for SAUs/CAUs, etc. and/or ICAR-DUs (Master's Degree in)	Additional Eligibility Qualification at Bachelors level for IARI/NDRI
01	Genetics & Plant Breeding	Genetics and/or Plant Breeding.	IARI-B.Sc. (10+2+3 system)
02	Seed Science & Technology	Seed Science & Technology.	IARI-B.Sc. (10+2+3 system)
03	Economic Botany and Plant Genetic Resources	Plant Genetic Resources/ Botany/Agricultural Botany.	IARI-B.Sc. (10+2+3 system)
04	Plant Pathology	Plant Pathology/Plant Protection with specialization in Plant Pathology.	IARI-B.Sc. (10+2+3 system)
05	Nematology	Nematology/Plant Protection with specialization in Nematology.	IARI-B.Sc. (10+2+3 system)
06	Agricultural Entomology/Entomology	Agricultural Entomology/ Entomology/Plant Protection with specialization in Entomology.	IARI-B.Sc. (10+2+3 system)
07	Sericulture	Sericulture/Agricultural or Horticultural Entomology.	
08	Plant Biochemistry/Biochemistry	Plant Biochemistry/Biochemistry.	IARI-B.Sc. (10+2+3 system)
09	Plant Physiology/ Crop Physiology	Plant Physiology/Crop Physiology.	IARI-B.Sc. (10+2+3 system)
10	Agricultural Biotechnology / Biotechnology/Molecular Biology & Biotechnology	Agricultural Biotechnology/Biotechnology/ Molecular Biology & Biotechnology.	IARI-B.Sc. (10+2+3 system)
11	Agricultural Microbiology/ Microbiology	Agricultural Microbiology/ Microbiology.	IARI-B.Sc. (10+2+3 system)
12	Vegetable Science/Olericulture	Vegetable Science/Olericulture/Horticulture with specialization in Vegetable Science.	
13	Fruit Science/Pomology	Fruit Science/ Pomology/ Horticulture with specialization in Fruit Science.	
14	Floriculture & Landscaping/ Floriculture & Landscape Architecture	Floriculture & Landscaping/ Floriculture & Landscape Architecture / Agriculture or Horticulture with specialization in	

		Floriculture and Landscape Architecture.	
15	Spices, Plantation, Medicinal & Aromatic Plants	Spices, Plantation, Medicinal & Aromatic Plants/Agriculture or Horticulture with specialization in Spices/Plantation Crops / Medicinal and Aromatic Plants.	
16	Post Harvest Technology (Horticulture)	Post-harvest Technology with specialization in Horticultural Crops.	
17	Animal Genetics & Breeding	Veterinary Science with specialization in Animal Genetics and Breeding.	
18	Animal Nutrition	Veterinary Science with specialization in Animal Nutrition.	
19	Livestock Production Management	Veterinary Science with specialization in Livestock Production Management.	
20	Livestock Products Technology	Veterinary Science with specialization in Livestock Products Technology.	
21	Poultry Science	Veterinary Science with specialization in Poultry Science.	
22	Veterinary Parasitology	Veterinary Science with specialization in Veterinary Parasitology.	
23	Veterinary Public Health/Veterinary Public Health & Epidemiology	Veterinary Science with specialization in Veterinary Public Health/Vety. Public Health & Epidemiology/Vety. Epidemiology.	
24	Veterinary Microbiology	Veterinary Science with specialization in Microbiology/ Bacteriology/Virology/Immunology.	
25	Veterinary Pathology	Veterinary Science with specialization in Veterinary Pathology.	
26	Veterinary Medicine	Veterinary Science with specialization in Veterinary Medicine/ Preventive Veterinary Medicine/ Veterinary Clinical Medicine.	
27	Veterinary Pharmacology & Toxicology	Veterinary Science with specialization in Veterinary Pharmacology and Toxicology/Veterinary Pharmacology.	
28	Vety. Gynaecology & Obstetrics/Animal Reproduction, Gynaecology & Obstetrics	Veterinary Science with specialization in Vety. Gynaecology & Obstetrics/Animal Reproduction, Gynaecology & Obstetrics	
29	Veterinary Surgery & Radiology/Veterinary Surgery	Veterinary Science with specialization in Veterinary Surgery & Radiology/Veterinary Surgery.	
30	Veterinary Anatomy/Veterinary Anatomy & Histology	Veterinary Science with specialization in Veterinary Anatomy/ Veterinary Anatomy & Histology.	
31	Veterinary Physiology/ Animal Physiology	<u>For IVRI/SAUs/CAUs, etc.</u> Veterinary Science with specialization in Veterinary Physiology. <u>For NDRI only</u> Veterinary Physiology	NDRI-B.Sc. (10+2+3 system)

		/Animal Physiology.	
32	Veterinary Biochemistry /Animal Biochemistry	<u>For IVRI/SAUs/CAUs, etc.</u> Veterinary Sciences with specialization in Vety. Biochemistry. <u>For NDRI only</u> M.V.Sc./M.Sc./M.Tech. in Bio-Chemistry or Animal Biochemistry/ Veterinary Biochemistry/Dairy Chemistry/ Biomedical Sciences/ Molecular Biology & Biotechnology/ Chemistry.	NDRI-B.Sc. (10+2+3 system)
33	Animal Biotechnology	<u>For IVRI/SAUs/CAUs, etc.</u> Veterinary Sciences with specialization in Animal Biotechnology. <u>For NDRI only</u> MVSc./M.Sc./M. Tech in Biotechnology or Animal/ Veterinary Biotechnology or Animal/Veterinary Biochemistry or Animal /Veterinary Physiology or Animal Genetics and Breeding or Molecular Biology/Genetic Engineering/Bioinformatics/ Genetics.	NDRI-B.Sc. (10+2+3 system)
34	Dairy Chemistry	<u>For SAUs/CAUs, etc.</u> Dairy Chemistry/Veterinary/Animal Sciences with specialization in Dairy Chemistry <u>For NDRI only</u> Dairy Chemistry/ Veterinary/Animal Sciences with specialization in Livestock Products Technology/ Chemistry.	NDRI-B.Sc. (10+2+3 system)
35	Food Technology	Food Science/Food Technology/ Food Science and Technology/Post Harvest Technology.	
36	Dairy Microbiology	<u>For SAUs/CAUs, etc.</u> Dairy Microbiology/ Veterinary/Animal Sciences with specialization in Dairy Microbiology. <u>For NDRI only</u> Dairy Microbiology/ Veterinary/Animal Sciences with specialization in Dairying/Microbiology/Biotechnology/ Medical Microbiology/Industrial Microbiology/Food Safety and Quality Assurance.	NDRI-B.Sc. (10+2+3 system)
37	Food Safety and Quality Assurance	Food Safety & Quality Assurance/ Food Safety & Quality Management/ Dairy Microbiology / Dairy Chemistry/Food Science & Technology/Food Technology.	NDRI-B.Sc. (10+2+3 system)
38	Dairy Technology	<u>For SAUs/CAUs, etc.</u> Dairy Technology /Dairy Science/Dairy Engineering/Livestock Products Technology/Food Technology with specialization in Dairy Technology.	

		<u>For NDRI only</u> Dairy Technology/Dairy Engineering/Livestock Products Technology/Food Technology with specialization in Dairy Technology. Candidates must have 4 years B. Tech. degree.	
39	Dairy Engineering	<u>For SAUs/CAUs, etc.</u> M. Tech. (Dairy Engineering/ Dairy Technology). <u>For NDRI only</u> M. Tech./M.E. (Dairy Engineering/ Dairy Technology / Agriculture Process & Food Engineering/ Chemical Engineering/ Dairy& Food Engineering/ Electrical Engineering/ Mechanical Engineering/Electronics and Communication Engg./ Post-Harvest Process & Food Engineering/ Food Technology.) Candidates must have 4 years B. Tech./B.E. degree.	
40	Farm Machinery and Power Engineering	Agricultural Engineering/Mechanical Engineering with specialization in Farm Machinery and Power/Renewable energy.	
41	Soil and Water Conservation Engineering / Soil and Water Engineering	Agricultural Engineering with specialization in Soil and Water/Soil and Water Conservation/Civil Engineering /Irrigation and Drainage Engg./Water Resources /Water Science and Technology.	
42	Agricultural Processing and Food Engineering	Agricultural Engineering with specialization in Agricultural Processing Engineering/Processing & Food Engg./ Food Process Engineering/ Dairy Engineering/Post Harvest Technology/Renewable Energy Engg.	
43	Renewable Energy Engineering	Agricultural Engineering with specialization in Renewable Energy/ Farm Machinery and Power Engg./Processing & Food Engg.	
44	Irrigation Water Management Engineering / Irrigation & Drainage Engineering	Agricultural Engineering with specialization in Soil and Water/ Soil and Water Conservation/Irrigation and Drainage/Hydrology/Water Resources/Water Science and Technology.	
45	Family Resource Management	Home Science with specialization in Family Resource Management.	
46	Textiles and Apparel Designing	Home Science with specialization in Clothing and Textiles/ Textiles and Apparel Designing.	
47	Human Development and Family Studies/Human Development	Home Science with specialization in Child Development/Human Development and Family Studies	
48	Food Science and Nutrition/Human Nutrition	Home Science with specialization in Food Science and Nutrition	
49	Home Science Extension and Community Management	Home Science with specialization in Home Science Extension/Home Science Extension	

		and Community Management.	
50	Fisheries Resource Management	M. F. Sc. with specialization in Fisheries Resources (and) Management/ Fishery Biology.	
51	Fish Processing Technology/Fish Post-Harvest Technology	M. F. Sc. with specialization in Fish Processing Technology/ Harvest & Post-Harvest Technology.	
52	Fisheries Engineering & Technology	M. F. Sc. with specialization in Fisheries Engineering/ Fisheries Engineering (and) Technology/ Fishing Technology and Fisheries Engineering/ Harvest & Post-Harvest Technology.	
53	Aquatic Environment Management	M. F. Sc. with specialization in Aquatic Environment Management.	
54	Aquaculture	M. F. Sc. with specialization in Aquaculture/ Inland Aquaculture/ Mariculture.	
55	Fish Health Management/Aquatic Animal Health Management	M. F. Sc. with specialization in Aquatic Animal Health/ Aquatic Animal Health Management/ Fish Pathology and Health Management/ Fisheries Microbiology/ Fish Pathology and Microbiology.	
56	Fish Nutrition and Feed Technology	M. F. Sc. with specialization in Fish Nutrition Feed Tech/ Fish Nutrition and Feed Technology/ Fish Nutrition and Biochemistry.	
57	Fish Genetics and Breeding	M. F. Sc. with specialization in Fish Genetics & Breeding.	
58	Fish Biotechnology	M. F. Sc. with specialization in Fish Biotechnology/ Fisheries Biotechnology.	
59	Fish Physiology and Biochemistry	M. F. Sc. with specialization in Fish Physiology and Biochemistry/ Fish Nutrition and Biochemistry.	
60	Forestry / Agroforestry	Forestry/Agroforestry/ Agronomy/Horticulture with specialization in Agroforestry.	
61	Agricultural Meteorology	Agricultural Meteorology/ Agricultural Physics with specialization in Agricultural Meteorology.	
62	Environmental Sciences	Environmental Science/ Agroforestry /Agriculture/Forestry with specialization in Environmental Science.	IARI-B.Sc. (10+2+3 system)
63	Agricultural Physics	Agricultural Physics / Physics / Bio-physics / Agricultural Meteorology / Soil Science / Environmental Science / Remote Sensing / Geo-informatics.	IARI-B.Sc. (10+2+3 system)
64	Agronomy	Agriculture with specialization in Agronomy/Soil Water Management/ Forage Production/ Water Science and Technology.	

65	Soil Sciences/Soil Science & Agricultural Chemistry	Agriculture/Horticulture with specialization in Soil Sciences/Soil Science & Agricultural Chemistry/ Agricultural Physics with specialization in Soil Physics and Soil and Water Conservation/Water Science and Technology.	IARI-B.Sc. (10+2+3 system)
66	Agricultural Chemicals	Agricultural Chemicals/Chemistry.	IARI-B.Sc. (10+2+3 system)
67	Water Science & Technology	Agriculture with specialization in Water science and Technology/ Agronomy/Soil Science /Agricultural Engineering with specialization in Soil and Water Conservation Engineering / Soil and Water Engineering / Irrigation and Drainage Engineering /Water Resources Engineering/ Water Resources Management.	
68	Agricultural Economics	Agricultural Economics/Dairy/Animal Husbandry Economics/ Veterinary Economics/Fisheries Economics.	
69	Agri. Business Management	Agribusiness Management/ Agricultural Marketing &Co- operation/ Agricultural Economics/ Business Management with specialization in Agriculture.	
70	Agricultural Extension/ Extension Education / Communication*	Agricultural Extension/ Extension Education/Communication/Veterinary Extension/Dairy Extension/Fisheries Extension.	
71	Agricultural Statistics	Agricultural Statistics/Statistics/Biostatistics/Mathematical Statistics/Applied Statistics.	IARI-B.Sc. (10+2+3 system)
72	Bioinformatics	Bioinformatics/Molecular Biology/Biotechnology/Computer Science/Computer Application/Agri-informatics/Agricultural Statistics/Statistics/Mathematical Statistics/Biostatistics with Bioinformatics as a subject.	IARI-B.Sc. (10+2+3 system)
73	Computer Applications & IT	Computer Science/Computer Application/Information Technology/ Post-graduate degree in any specialization of Computer Science.	IARI-B.Sc. (10+2+3 system)

* For admission in State Veterinary universities/Veterinary colleges, only the candidates with BVSc & AH and MVSc (Vety. & A.H. extension shall be eligible

NOTE:

1. Candidate must fulfill the eligibility conditions as indicated above. They are generally eligible for pursuing Doctoral degree in the subject in which they have passed their postgraduation.
2. For certain subjects/courses, the universities may have different/additional eligibility condition/criteria than those listed above. It is the responsibility of the candidate to check

his/her eligibility with the concerned university at the time of counseling.

3. For admission to Ph.D. degree programmes through the entrance examination, only the candidates having passed graduation with 4/5 (B.V.Sc.& A.H.)/6(10+6,BSc. Ag.) years degree programme and postgraduation from any public funded/Govt. institution will be eligible. Candidates passed out from private Agricultural Universities/Colleges not accredited by ICAR, even though affiliated to public funded/Govt. institutions are not eligible for admission through this examination. Only those candidates from Private Agricultural Universities/Colleges (accredited by ICAR) are eligible to appear in the examination who have completed their degree in programmes accredited by ICAR. In addition to this, 2 years' PG degree with thesis work is the essential requirements for admission to doctoral degree programmes in the AUs. **The candidates having passed with 3 years' UG degree programme are not eligible for Ph.D. admission through AICE-JRF/SRF (Ph.D.)-2020, except in few courses specified above at IARI and NDRI only.**
4. The candidates who have passed with 5 years' integrated M.Sc. degree programme are not eligible to seek admission to Ph.D. degree programmes through this examination.

3.3 Age Limit

Indian Nationals of at least 20 years of age as on 01.06.2020 (i.e. the date of examination) are eligible to apply for the examination. No relaxation is permissible regarding the minimum age limit.

CHAPTER-4

REGISTRATION AND APPLICATION PROCESS

NTA is the examination conducting body and its scope is limited to conducting the examination and declaration of the result (or Merit List). Candidates must note that all applicants shall be bound by the conditions as laid down in this Information Bulletin, and the rules and regulations as enshrined in the admitting University Act, Statutes, Ordinances, notifications and guidelines issued from time to time. It is the sole responsibility of the candidate to ensure that he/she fulfills the specified eligibility in toto before appearing in the examination.

4.1 Applying Online and Submission of Application Form

The online submission of Application Form for AICE-JRF/SRF(PhD)-2020, uploading of scanned photograph and signatures may be made at website www.nta.ac.in, <https://icar.nta.nic.in>. The candidates should complete all the required details while filling up the online form. On submission of details and required fee, a Confirmation Page with Application Number shall be generated. Candidates are required to take printout of Confirmation Page and keep it for reference.

In order to appear in AICE-JRF/SRF(PhD)-2020, the candidates are required to apply online as per procedure detailed below. Before filling and submitting the online form, candidates should download the Information Bulletin and Replica of Application Form; and read them carefully. Candidates must follow the instructions strictly as given in the Information Bulletin and on NTA website. Application Forms not complying with the instructions are liable to be rejected.

Candidates must keep following information ready before filling online Application Form:-

- Govt Identity Details like Aadhaar Number (last 4 digits)/Election Card (EPIC No.)/Passport number/Ration Card Number/ Bank Account Number/PAN Number/ Other valid Govt Ids.
- Address for communication, Mobile Number, email id, etc.
- Scanned images of latest Photograph (size of 10 kb to 200 kb) in JPG/ JPEG format only
- Scanned image of Signature (size of 4 kb to 30 kb) in JPG/ JPEG format only
- Scanned image of Thumb impression (Male-Left, Female-Right, size of 3kb to 30 kb) in JPG/JPEG format only.
- Bank Account details for payment of Fee, for uploading as part of submission of online application.

4.2 Replica of the Application Form or Format

The replica of the **AICE-JRF/SRF (PhD) – 2020** Application Form or Format is available at **Annexure-IX**.

4.3 Four Steps to Complete the Application Process

Application Form may be submitted in four simple steps:

Step 1	Fill in the Online Application Form and note down the system generated Application No for future reference
Step 2	Upload scanned images of Candidate's Photograph (between 10 kb - 200 kb) ,Candidate's Signature (between 4 kb - 30kb) and candidate's thumb impression (between 3kb to 30 kb) in JPG/JPEG format.
Step 3	Make payment of fee using suitable mode of payment through bank as per details given in this section and keep proof of fee paid.

Step 4	Print at least three copies of Confirmation Page after successful remittance of fee
<p>Note:</p> <ol style="list-style-type: none"> 1. The final submission of Online Application Form will remain incomplete if Step-2 and Step-3 are not completed. Such forms will stand rejected and no correspondence on this account will be entertained. 2. No request for refund of fee once remitted by the candidate will be entertained by NTA under any circumstances. 3. There is no provision to upload any certificate/marks sheet etc., with the application. 4. The entire application process is online. Therefore, candidates are not required to send/submit any document(s) including Confirmation Page to NTA/ICAR through Post/ Fax/E-mail/By Hand. 	

4.4 Application Fee Payable by the Candidates of Various Categories:

General/Unreserved, OBC-NCL* & UPS**/ EWS***	Rs. 1800/-
SC, ST, PwD and Transgender	Rs. 900/-
Applicable Service/Processing charges & GST are to be paid by the candidate.	

Other Backward Classes-Non Creamy Layer as per the central list of Other Backward Classes available on National Commission for Backward Classes (NCBC), Government of India website www.ncbc.nic.in. Only the candidates falling in this list may mention OBC in the Category Column. State list OBC candidates who are not in OBC-NCL (Central List) **must choose **General/Unreserved**.*

*** Candidates of Remote and Underprivileged States must check their eligibility.*

****As per the OM No. 20013/01/2018-BC-II dated January 17, 2019 issued by the Ministry of Social Justice and Empowerment and the OM No. 12-4/2019-U1 dated 17.01.2019 as well as the Letters No 35-2/2019-T.S.I dated 21.01.2019, 01.02.2019, 04.02.2019 and 15.02.2019 of MHRD Department of Higher Education regarding implementation of reservation for Economically Weaker Sections (EWSs) for admission in Central Educational Institutions.*

4.5 Method of Fee Payment

After completing Step 2 of Online Application Form, candidates may remit the examination fee (Step 3) by choosing the following options:

1. Through Debit/Credit card – Candidates need to check the validity of the Debit/Credit Card, while logging on to website for submitting Application Form. Candidate should enter the information asked for and make the required payment through Debit/Credit Card.
2. Through Net Banking - Check the balance in account and keep all credentials ready while logging on to website for submitting Application Form. Candidate should Login with his/her credentials of net banking and make payment through Net Banking.
3. Through UPI/Paytm.

Note: In case, the fee payment status is not 'OK' the candidates are advised as following:

1. If the fee is paid through credit/debit card and status is not OK, it means the transaction is cancelled. Therefore, such candidates have to pay the fee once again and ensure the OK fee status.
2. For cancelled transactions, the amount will, automatically, be refunded to concerned credit/debit card within 15 days of last date of submission of Application Form.

Generation of Confirmation Page confirms the final submission of Application Form. If Confirmation Page has not been generated, this means that Application Form has not been submitted successfully.

NOTE: The fee difference on account of change of category by the candidate during correction of particulars in online application form shall have to be paid mandatorily by the candidate.

4.6 Instructions to be followed while Applying

1. Candidates must be careful while entering their e-mail address and phone number in the Application Form, because this email address and phone number may be used by the NTA and ICAR for future communication.
2. A candidate can apply for writing the examination in only one Subject.
3. The candidate is required to give the option of degree programme (Subject) for admission at the time of filling Online Application Form as his/her merit will be drawn in the Subject opted by him/her. No change in the opted Subject would be allowed thereafter.
4. The candidate is not required to give any option for Agricultural Universities for admission at the time of filling up Online Application Form. The admission/allotment of seat will be made through online counselling on the basis of Subject opted by him/her at the time of filling Online Application and depending upon the availability of seat at his/her merit-rank in the opted Subject and fulfilment of other eligibility requirements.
5. The reservation category being claimed by the candidate must be filled in correctly. Selection should be made as under:

SC	- for Scheduled Caste
ST	- for Scheduled Tribe
PwD	- for Persons with Disability
UPS	- for Under Privileged States
EWS	- for Economically Weaker Sections
OBC (NCL)	- for Other Backward Classes having Central OBC certificate
GEN	- for General/Unreserved category

In case of leaving the reservation category column blank, the candidate would be considered under General Category.

6. Candidates need to select their domicile State code carefully (**Annexure-II**).
7. The candidate should refer to the list of Stream in Postgraduate Degree given at **Annexure-IV** at the time of filling application form.
8. The college of postgraduation and the list of private agricultural universities/colleges (accredited by ICAR) whose candidates are eligible for appearing in AICE-JRF/SRF(Ph.D.)-2020 are given at **Annexure V-A** and **V-B**, respectively.
9. In-service candidates must select their appropriate employment status code (**Annexure-XXII**).
10. The candidates are advised to retain:
 - (i) Computer generated confirmation page of online application
 - (ii) 3 identical copies of recent passport size colour photographs (with name and date) same as uploaded on the Online Application Form
 - (iii) Copy of proof of payment of application fee

11. If a candidate at any stage is found to have furnished incorrect information or deliberately suppressed any material information, his/her candidature/admission will be rejected/cancelled as soon as it comes to the notice of either ICAR or the university concerned.
12. For any future correspondence, the candidates must quote their **Application number, the Name of Examination i.e. AICE-JRF/SRF(PhD)-2020 examination and Subject (with code)**

Note:

In-service candidates must retain the computer generated hard copy of confirmation page of the application along with Sponsorship Certificate (Annexure-XXI), in original, for showing to the university officials in the event of their qualifying the examination and recommendation for admission to the concerned university. In no case, the computer generated hard copy of confirmation page and Sponsorship Certificate shall be sent either to NTA or the ICAR. The in-service candidates, seeking admission to ICAR-DUs, should also see the respective ICAR-DU's website.

4.7 Admit Card for AICE-JRF/SRF(PhD)-2020

- The Admit Card is issued provisionally to the candidates, subject to their satisfying the eligibility conditions.
- The candidate has to download the Admit Card from the NTA website w.e.f. **08 May 2020** onwards and appear for the Examination at the given Centre strictly as per the Date and Shift (Timing) indicated on the Admit Card
- No candidate will be allowed to appear at the examination center, on Date and Timings other than that allotted to them in their Admit card.
- **The candidates are advised to read the instructions on the Admit Card carefully and follow them during the conduct of the examination.**
- In case of any discrepancy in the particulars of the candidate or his/her photograph and signatures shown in the Admit Card and Confirmation Page, the candidate may immediately **approach the Help Line between 10:00 am to 5:00 pm between 10 May 2020 to 25 May 2020**. In such cases, candidates would appear in the examination with the already downloaded Admit Card. However, NTA will take necessary action to make correction in the record later.

The Examination City Centre, once opted, shall not be changed. The admit card will be uploaded on NTA website www.nta.ac.in, <https://icar.nta.nic.in>. Please check the admit card carefully for your Roll No., Name, Subject, Date of Birth, Gender, Examination Centre Name, City, and Category, etc. In case of any problem related to Admit card, please contact the given helpline numbers between 10:00 am to 5:00 pm between 10 May 2020- 25 May 2020

Note:

- a. *Candidate may please note that Admit Cards will not be sent by post.*
- b. *In no case, the duplicate Admit Card for AICE-JRF/SRF(PhD)-2020 would be issued at the Examination Centres.*
- c. *Candidate must not mutilate the Admit Card or change any entry made therein.*
- d. *Candidates are advised to preserve their Admit Cards in good condition for future reference and verification during Counseling.*
- e. *No Admit Card shall be issued to the candidates whose Applications are found to be incomplete for any reasons (including indistinct/ doubtful photographs/unsigned Applications)*
- f. *Issue of Admit Cards, however, shall not necessarily mean acceptance of eligibility which shall be further scrutinized at subsequent stages of admission process*

CHAPTER-5

CONDUCT OF THE EXAMINATION

5.1 Important Instruction For Candidates

1. Candidates MUST bring the following documents on the day of examination at the test centre. Candidates who will not bring these will not be allowed to appear in the examination.
 - I. Print copy of Admit Card downloaded from NTA website
 - II. One passport size photograph (same as uploaded on the Online Application Form) for pasting on the specific space in the attendance sheet at the Centre during the Examination
 - III. Any one of the authorized Govt photo IDs (original, valid and non-expired), viz. PAN card/ Driving License/ Voter ID/ Passport/ Aadhaar Card (With photograph)/ Aadhaar Enrolment No/ Ration Card
 - IV. PwD certificate issued by the Competent Authority, if claiming the relaxation under PwD category

Note: The name on the photo identification must match with the name as shown on the Admit Card.

If the name has been changed due to events such as marriage, candidate must show the relevant document like Marriage Certificate/Divorce/Decree/Legal Name Change Document at the time of examination.

2. The candidates shall report at the Examination Centre **two hours** before the commencement of the examination so as to complete the frisking and registration formalities well before the time.
3. Registration desk will close 60 minutes prior to the examination. Candidates shall not be permitted to enter in the Examination Centre after 02:00 p.m.
4. The candidates are advised to read the instructions on the admit card carefully and follow them during the conduct of the examination.
5. A seat indicating Roll No. will be allotted to each candidate. Candidates should take their seat immediately after opening of the examination hall. If the candidates do not report in time due to any reason i.e. traffic jam, train/bus delay etc., they are likely to miss some of the general instructions to be announced in the Examination Rooms/Halls. The NTA shall not be responsible for any delay.
6. The candidate must show, on demand, the Admit Card downloaded/printed from the NTA website for admission in the examination room/hall. The Test Centre Staff on duty is authorized to verify the identity of candidates and may take steps to verify and confirm the identify credentials. Candidates are requested to extend their full cooperation. A candidate who does not possess the valid Admit Card shall not be permitted for the examination under any circumstances by the Centre Superintendent. Candidates should find and sit on their allocated seat only. Any candidate found to have changed room/hall or the seat on his/her own other than allotted would be considered as a case of UnFairMeans and the candidature shall be cancelled and no plea would be accepted.
7. **The candidate should ensure that the question paper available on the computer is as per the Subject opted by him/her in the application form and as indicated on the Admit Card. In case, the Subject displayed on the computer is different from the one opted by him/her, the same must be immediately brought to the notice of the Invigilator concerned.**

8. Candidates are not allowed to carry any baggage inside the Examination Centre. NTA will not be responsible for any belongings stolen or lost at the premises.
9. Candidate shall appear at their own cost at the Centre on Date and shift as indicated in their Admit Card issued by the NTA. Under no circumstances the choice of cities for centre and shift provided in the Admit Card shall be changed.
10. No candidate, without the special permission of the Centre Superintendent or the Invigilator concerned, will leave his/her seat or Examination Room/Hall until the full duration of the paper is over. Candidates must follow the instructions strictly as instructed by the Centre Superintendent/Invigilators. Candidates should not leave the room/hall without handing over their rough sheets to the Invigilator on duty in the Room/Hall.
11. Candidates should not be in possession of any material listed in the list of prohibited material.
12. All calculations/writing work are to be done only in the rough sheet provided at the centre in the examination Room/Hall and on completion of the test candidates must hand over the rough sheets to the Invigilator on duty in the Room/Hall.
13. The candidates must sign and paste the photograph on the Attendance Sheet at the appropriate place.
14. The candidates are governed by all Rules and Regulations of the NTA with regard to their conduct in the Examination Hall. All cases of **Unfair means** will be dealt with as per rules

5.2 Provision for Persons with Disability (PwD) Candidates

- (i) In compliance of the “Guidelines for Conducting Written Examination for Persons with Benchmark Disabilities” issued by the Ministry of Social Justice & Empowerment vide Office Memorandum No. F.No. 34-02/2015-DD-III dated 29th August, 2018, the following provisions would be available to the Candidates with Benchmark Disabilities, as defined in Section 2(r) of the Rights of Persons with Disabilities (RPwD) Act, 2016.
- (ii) A *person with benchmark disability*, as defined in Section 2 (r) of the RPwD Act, means a person with not less than 40 percent of a specified disability where specified disability has not been defined in measurable terms and includes a person with disability where specified disability has been defined in measurable terms, as certified by the certifying authority. Candidate needs to submit a certificate as per format given on **Annexure-XIII**.
- (iii) A *specified disability*, as defined in Section 2 (zc) of the RPwD Act, means the disabilities as specified in the Schedule of the said Act, which includes:
 - (a) Locomotor Disabilities: Leprosy, Cerebral Palsy, Dwarfism, Muscular Dystrophy, Acid Attack Victims;
 - (b) Visual Impairment: Blindness & Low Vision;
 - (c) Hearing Impairment: Deaf & Hard of Hearing;
 - (d) Speech & Language Disability;
 - (e) Intellectual Disability: specific learning disability (dyslexia, dysgraphia, dyscalculia, dyspraxia & developmental aphasia), autism spectrum disorder;
 - (f) Mental illness;
 - (g) Chronic Neurological Conditions: Multiple sclerosis, Parkinson’s diseases;
 - (h) Blood Disorder: Haemophilia, Thalassemia, Sickle cell diseases;
 - (i) Multiple Disabilities: more than one of the specified disabilities including deaf blindness
- (iv) In case of candidates with benchmark disabilities in the category of blindness, locomotor disability

- (both arm affected-BA) and cerebral palsy, **the facility of scribe/reader shall be given, if so desired by them.**
- (v) In case of other category of persons with benchmark disabilities (the Schedule of the said Act may be referred to), the provision of scribe/reader can be allowed (if they so desire) on production of a certificate to the effect that the person concerned has physical limitation to **write (use the mouse in case of CBT) and scribe is essential to write examination on his behalf**, from the Chief Medical Officer/Civil Surgeon/Medical Superintendent of a Government health care institution as per proforma at **(ANNEXURE –XIV)**.
 - (vi) Such candidates will have the discretion of bringing his/her own scribe/reader or may opt to have Scribe/Reader from NTA or through any of its authorised Institute/Agency/Personnel involved in the examination.
 - (vii) An eligible PwD candidate, desirous of having facility of scribe/reader, shall have to mention his/her appropriate PwD category in the relevant column of the application form and have also to record as to whether he/she will have his/her own arrangement of scribe/reader or it has to be arranged by NTA or through any of its authorised Institute/Agency/Personnel.
 - (viii) The qualification of the scribe shall be one step below the qualification of the candidate taking the examination. The persons with benchmark disabilities opting for own scribe/reader should submit details of the own scribe as per proforma at **(ANNEXURE–XV)**.
 - (ix) In case a PwD candidate who has opted for the scribe/reader from NTA or through any of its authorised Institute/Agency/Personnel, the Centre Superintendent shall arrange a meeting of the candidate with scribe/reader, a day before the examination, for giving him/her a chance to check/verify whether the scribe/reader is suitable or not.
 - (x) Compensatory time of not less than 20 minutes per hour of examination shall be given to a candidate allowed to use scribe/reader. If the examination is 03 hours duration, the compensatory time shall be 01 hour. In case the duration of the examination is less or more than 03 hours, the compensatory time shall be on pro-rata basis.
 - (xi) As far as possible, the examination for Person(s) with Disabilities should be held at the ground floor.

5.3 Prohibited Materials

Candidates are not allowed to carry any textual material, Calculators, Docu Pen, Slide Rules, Log Tables and Electronic Watches with facilities of calculator, printed or written material, bits of papers, mobile phone, Bluetooth devices, pager or any other electronic gadget/ device etc.

- The candidates are prohibited to bring any kind of electronic gadgets/device in the examination room/hall.
- If any candidate is in possession of any of the above item, the same will be seized, his/her candidature treated as unfair means and this will lead to cancellation of his/her current examination besides debarring him/her from appearing in future examination(s).
- Smoking, chewing gutka, spitting etc. in the Examination Room/Hall is strictly prohibited.
- Instrument/Geometry/Pencil box, Handbag, Purse, Any kind of Paper/ Stationery, Eatables/snacks and Tea/coffee/cold drinks/Water (loose or packed), Mobile Phone/ Ear Phone/Microphone/Pager, Calculator, Camera, Tape Recorder, any metallic item or electronic gadgets etc. are NOT allowed in the examination Room/Hall.

Diabetic students will be allowed to carry eatables like sugar tablets/fruits (like banana/ apple/orange) and transparent water bottle to the examination hall. However, they will not be allowed to carry packed foods like chocolate/candy/sandwich etc.

5.4 Unfair means

- (i) If Candidates are found to be in possession of any of the following items, their candidature will be treated as cancelled and will be debarred for future examination(s). The items/material will be seized and the case treated as one of 'unfairmeans'.

Any textual material, Calculators, Docu Pen, Slide Rules, Log Tables and Electronic Watches with facilities of calculator, printed or written material, bits of papers, mobile phone, Blue-tooth devices, pager or any other electronic gadget/device etc.

- (ii) Candidates shall maintain perfect silence and attend to their Question Paper only. Any conversation or gesticulation or disturbance in the Examination Room/Hall shall be deemed as misbehavior.
- (iii) Candidates must not obtain or attempt to obtain or give assistance of any kind during the examination. This will entail expulsion and cancellation of candidature for the examination.
- (iv) If a candidate is found using unfairmeans or impersonating, his/her candidature shall be cancelled and he/she will be liable to be debarred for taking examination either permanently or for a specified period according to the nature of offence.

Important: For those who are unable to appear on the scheduled date of test for any reason, re-test shall not be held by the NTA under any circumstances

CHAPTER-6

PROCEDURE OF DECLARATION OF RESULT

6.1 Display of Question Paper and Provisional Answer key for Challenges

- The NTA will display Answer Key of the questions on the NTA website www.nta.ac.in, <https://icar.nta.nic.in> to provide an opportunity to the candidates to challenge the Answer Key. The Answer Keys are likely to be displayed for three days.
- The Candidates will be given an opportunity to make a challenge online against the Answer Key on payment of Rs 1000/- per question challenged as processing charges.
- The NTA will also display the recorded responses of all the candidates on the NTA website prior to declaration of result. The recorded responses are likely to be displayed for three days.
- Decision of NTA on the challenges shall be final and the result will be declared on the basis of final answer keys.

6.2 Declaration of Result

- Overall merit-rank list shall be prepared separately for every major Subject. In the event of candidates getting equal marks in the Entrance examination, relative merit will be determined in the following order:
 - (i) the candidate scoring less negative marks will be rated higher in merit**
 - (ii) the candidate higher in age would be rated higher in merit**
 - (iii) the candidate with higher score in Bachelor's/UG examination would be rated higher in merit**
- The result of the AICE-JRF/SRF(PhD)-2020 is likely to be declared by **Mid of June** and will be placed on NTA website www.nta.ac.in, <https://icar.nta.nic.in>.
- The result of the entrance examination would be available in terms of overall merit-rank obtained by the candidate declared eligible for registration and choice filling for counseling in his/her subject.
- All announcements related to the conduct of entrance examination including, issue of examination notification, Admit card information, examination result, schedule of online counseling, general notices, etc., would be posted and available on the NTA website www.nta.ac.in, <https://icar.nta.nic.in>. **The candidates are advised to be vigilant about the announcements on the NTA website as the NTA would not be held responsible for non-receipt of any information/ letter by post or otherwise.**
- No separate intimation about non-selection in **AICE-JRF/SRF(Ph.D.)-2019** Examination, nor marks obtained therein, will be sent to the candidate and no correspondence (Letter/ Fax/ e-mail etc.) in this regard will be entertained.

6.3 NTA process of Error and Scoring related Exception Handling

All questions in the test papers are MCQs with only one correct answer. If any anomaly or discrepancy is found during key verification, it shall be addressed in the following manner:

1. If two/three options are found to be correct post challenge or during key verification - Marks to be awarded to only those students who have marked either of the correct.

If all options are found to be correct – Full marks to be awarded to all students

2. If none of the options is correct/Question is found to be wrong – Question to be dropped and percent equivalence to be established based on the remaining questions.

6.4 Percentile and Normalization procedure:

- (i) For multi-shift papers, raw marks obtained by the candidates in different shifts/sessions will be converted to NTA Score (percentile).
- (ii) The detailed procedure on NTA Score being adopted is available on **Annexure-X** under Normalization procedure based on Percentile Score.
- (iii) In case a subject test is conducted in multi-shifts, NTA Score will be calculated corresponding to the raw marks obtained by a candidate. The calculated NTA Score for the Raw Marks for all the shifts/sessions will be merged for further processing for deciding the allocation.
- (iv) In the events of the percentiles for the multi-shifts being dissimilar / unequal, the lowest will be the eligibility cut-off for that category for all candidates (i.e. all shifts).

For Example: In an the examination held in two shifts, if the 40% marks correspond to a Percentile score of 78 in Shift 1 and 79 in Shift 2, then all those equal to or above 78 percentiles (Percentile score of 100 to 78) in both shifts will become eligible in General Category. Similar method will be adopted for the other categories to determine eligibility cut-offs. In case the examination is held in more number of shifts the same principle shall apply.

6.5 No Re-checking or Re-evaluation Policy

No representation for re-evaluation/re-checking of answer scripts shall be entertained after the declaration of results, because candidates are given opportunity to evaluate their own recorded responses and challenge discrepancies, if any before finalizing final answer key and declaration of the result.

CHAPTER-7

COUNSELING

Candidates declared eligible for registration and choice filling for counselling by ICAR will only be considered for allocation of subject and the Agricultural University. The schedule for counseling will be notified separately on ICAR website (www.icar.org.in) after declaration of result. The admission and scholarship would be granted only when the candidate seeks admission through counselling conducted by ICAR.

CHAPTER-8

TEST PRACTICE CENTRES (TPC) (ANNEXURE - XII)

The Ministry of Human Resource Development has mandated the NTA to set up, establish and create a network of Test Practice Centres for candidates, especially in remote and rural areas to enable them to practice and be comfortable in taking a Computer Based Test (CBT). This facility will be completely free of cost. Candidates can register online (on NTA website) where they will be provided a convenient TPC near their location to practice on a given computer node. This will facilitate and ease the process of being able to take a Computer Based Test (CBT). The entire experience of using a computer will be close to the actual experience of taking a CBT. All efforts will also be made to provide practice tests and questions so that candidates can familiarize themselves with logging into the system, go through the detailed instructions regarding the test, use the mouse or numeric keyboard on screen (virtual) for attempting each question, scroll down to the next question, navigate between questions, review and edit their options and submit answers

CHAPTER-9

PROCEDURE FOR APPEARING IN COMPUTER BASED TEST (CBT) (ANNEXURE - XI)

The major examinations being conducted by NTA will be Computer Based Test (CBT). A CBT requires candidates to sit in front of a computer terminal (node) allocated to them against their Roll number and Admit card. After logging the candidate will get detailed instructions for the examinations. At the designated time of start of examination, the candidates will be able to proceed and see the questions on the computer screen using the computer mouse. Candidates will have the option to change / modify/ edit / answers already entered any time during the examination.

CHAPTER- 10

QUERY REDRESSAL SYSTEM

QUERY REDRESSAL SYSTEM (QRS)

National Testing Agency (NTA) has established a Query Redressal System (QRS), an online web-enabled system developed by NTA.

- QRS is the platform based on web technology which primarily aims to enable submission of queries/grievances by the Registered Candidate(s) of ICAR 2020 Examination with (24x7) facility for speedy and favourable redressal of the queries/grievances.
- A Unique Registration Number will be generated for tracking the status of the queries/grievances.

The Registered Candidate(s) are advised to use the online facility for speedy and favourable response before mailing their queries on the official email id of ICAR i.e. icar@nta.ac.in

CHAPTER-11

CORRESPONDENCE WITH NTA

All the correspondence should preferably be addressed by e-mail. The email query shall be addressed only if it is not anonymous and contains the name, postal address and contact number of the sender. An email containing vague or general queries and other queries as contained in the Information Bulletin shall not be entertained. Queries shall not be entertained from person claiming to be representatives, associates or offciates of the applicant candidate. The following information shall not be revealed by phone or email:

- a. Internal documentation/status.
- b. Internal decision making process of NTA. Any claim/counter claim thereof.
- c. Dates & venue of internal meetings or name of the staff/officers dealing with it.
- d. Any information which in the opinion of NTA cannot be revealed.

CHAPTER-12

COMMON SERVICES CENTRES/FACILITATION CENTRES (ANNEXURE-VIII)

Candidates who are not well conversant to submit the online application due to various constraints, can use the services of Common Services Centre, Ministry of Electronics and Information Technology, Government of India under the Digital India initiatives of Hon'ble Prime Minister. The Common Services Centre (CSC) scheme is a part of the ambitious national e-Governance Plan (NeGP) of Government of India and is managed at each village panchayat level by a Village level Entrepreneur (VLE).

There are more than 1.5 lakhs Common Services Centres (CSC) across the country which will provide the desired support to candidates from urban as well as rural areas in online submission of application form and payment of fee through e-wallet. The list of the Common Services Centre is available on website: www.csc.gov.in.

CHAPTER-13

LEGAL JURISDICTION

All disputes pertaining to the conduct of AICE-JRF/SRF(PhD)-2019 Examination including Results shall fall within the jurisdiction of Delhi only. Further, any legal question arising out of the Examination shall be entertained only when raised within 30 days from the declaration of result.

The Director (Administration) of the NTA shall be the official by whose designation the NTA may sue or be sued.

LIST OF EXAMINATION CITY CENTRES FOR AICE-JRF/SRF(PH.D) 2020

CITY_CODE	STATE	CITY
AN01	ANDAMAN AND NICOBAR	PORT BLAIR
AP16	ANDHRA PRADESH	TIRUPATHI
AP17	ANDHRA PRADESH	VIJAYAWADA
AP18	ANDHRA PRADESH	VISAKHAPATNAM
AL01	ARUNACHAL PRADESH	ITANAGAR/NAHARLAGUN
AM02	ASSAM	GUWAHATI
AM03	ASSAM	JORHAT
AM04	ASSAM	SILCHAR (ASSAM)
BR09	BIHAR	ARRAH
BR02	BIHAR	BHAGALPUR
BR06	BIHAR	MUZAFFARPUR
BR07	BIHAR	PATNA
CH01	CHANDIGARH	CHANDIGARH/MOHALI
CG02	CHHATTISGARH	BILASPUR (CHHATTISGARH)
CG03	CHHATTISGARH	RAIPUR
DL01	DELHI	DELHI/NEW DELHI
GO01	GOA	PANAJI/MADGAON
GJ02	GUJARAT	ANAND
GJ08	GUJARAT	MEHSANA
GJ10	GUJARAT	RAJKOT
GJ11	GUJARAT	SURAT
HR05	HARYANA	HISSAR
HR06	HARYANA	KARNAL
HP04	HIMACHAL PRADESH	KANGRA/PALAMPUR
HP07	HIMACHAL PRADESH	SOLAN
JK02	JAMMU AND KASHMIR	JAMMU
JK04	JAMMU AND KASHMIR	SRINAGAR (J & K)

JH03	JHARKHAND	JAMSHEDPUR
JH04	JHARKHAND	RANCHI
KK04	KARNATAKA	BENGALURU
KK10	KARNATAKA	DHARWAD/HUBBALLI(HUBLI)
KK08	KARNATAKA	GULBARGA
KK15	KARNATAKA	SHIVAMOGA(SHIMOGA)
KL01	KERALA	ALAPPUZHA/CHENGANNUR
KL05	KERALA	IDUKKI
KL07	KERALA	KANNUR
KL12	KERALA	KOZHIKODE
KL15	KERALA	PALAKKAD
KL17	KERALA	THIRUVANANTHAPURAM
KL18	KERALA	THRISSUR
LL01	LADHAK	LEH
MP03	MADHYA PRADESH	BHOPAL
MP06	MADHYA PRADESH	GWALIOR
MP07	MADHYA PRADESH	INDORE
MP08	MADHYA PRADESH	JABALPUR
MP12	MADHYA PRADESH	SAGAR
MP13	MADHYA PRADESH	SATNA
MR13	MAHARASHTRA	JALGAON
MR14	MAHARASHTRA	KOLHAPUR
MR16	MAHARASHTRA	MUMBAI/NAVI MUMBAI
MR17	MAHARASHTRA	NAGPUR
MR18	MAHARASHTRA	NANDED
MR22	MAHARASHTRA	PUNE
MN01	MANIPUR	IMPHAL

MG01	MEGHALAYA	SHILLONG
MZ01	MIZORAM	AIZAWL
NL02	NAGALAND	KOHIMA
OR03	ODISHA	BERHAMPUR-GANJAM
OR04	ODISHA	BHUBANESWAR
OR09	ODISHA	SAMBALPUR
PB02	PUNJAB	BHATINDA
PB05	PUNJAB	LUDHIANA
RJ01	RAJASTHAN	AJMER
RJ05	RAJASTHAN	BIKANER
RJ06	RAJASTHAN	JAIPUR
RJ07	RAJASTHAN	JODHPUR
RJ08	RAJASTHAN	KOTA
RJ09	RAJASTHAN	SIKAR
RJ11	RAJASTHAN	UDAIPUR
SM01	SIKKIM	GANGTOK
TN01	TAMIL NADU	CHENNAI
TN02	TAMIL NADU	COIMBATORE
TN08	TAMIL NADU	MADURAI
TN11	TAMIL NADU	SALEM

TL01	TELANGANA	HYDERABAD/SECUNDER ABAD/RANGA REDDY
TL02	TELANGANA	KARIMNAGAR
TL07	TELANGANA	WARANGAL
UP01	UTTAR PRADESH	AGRA
UP03	UTTAR PRADESH	ALLAHABAD
UP04	UTTAR PRADESH	BAREILLY
UP11	UTTAR PRADESH	KANPUR
UP12	UTTAR PRADESH	LUCKNOW
UP18	UTTAR PRADESH	VARANASI
UK01	UTTARAKHAND	DEHRADUN
UK02	UTTARAKHAND	HALDWANI
WB01	WEST BENGAL	ASANSOL
WB10	WEST BENGAL	KOLKATA
WB11	WEST BENGAL	SILIGURI

Note:

1. The exact name/location of Examination venue in the Examination city centre will be notified later along with the Roll Number in accordance with the Application Number and Date of Birth and shall be available on NTA website www.nta.ac.in, ntaicar.nic.in.
2. NTA may change/shift the examination city centre opted by the candidate to another nearby centre, if number of candidates are more at any city centre.

DOMICILE STATE/UTs CODES

Sl. No.	Name of the State/UT	Code Number
1.	Andaman & Nicobar Islands	01
2.	Andhra Pradesh	02
3.	Arunachal Pradesh	03
4.	Assam	04
5.	Bihar	05
6.	Chandigarh	06
7.	Chhattisgarh	07
8.	Dadra & Nagar Haveli & Daman & Diu	08
9.	Delhi	10
10.	Goa	11
11.	Gujarat	12
12.	Haryana	13
13.	Himachal Pradesh	14
14.	Jammu & Kashmir	15
15.	Jharkhand	16
16.	Karnataka	17
17.	Kerala	18
18.	Lakshadweep	19

Sl. No.	Name of the State/UT	Code Number
19.	Madhya Pradesh	20
20.	Maharashtra	21
21.	Manipur	22
22.	Meghalaya	23
23.	Mizoram	24
24.	Nagaland	25
25.	Odisha	26
26.	Puducherry	27
27.	Punjab	28
28.	Rajasthan	29
29.	Sikkim	30
30.	Tamil Nadu	31
31.	Tripura	32
32.	Uttarakhand	33
33.	Uttar Pradesh	34
34.	West Bengal	35
35.	Telangana	36
36.	Ladakh	37

SUBJECT WISE ELIGIBILITY QUALIFICATIONS FOR ADMISSION THROUGH AICE-JRF/SRF(Ph.D)**2020**

Subject Code No.	SUBJECT	Eligibility Qualifications* for SAU/CAU, etc. (Master's Degree in)
1	Genetics & Plant Breeding	Genetics & Plant Breeding
2	Seed Science & Technology	Seed Science & Technology
3	Economic Botany and Plant Genetic Resources	
4	Plant Pathology	Plant Pathology/Plant Protection with specialization in Plant Pathology
5	Nematology	Nematology/Plant Protection with specialization in Nematology
6	Agricultural Entomology/Entomology	Agricultural Entomology/ Entomology/Plant Protection with specialization in Entomology
7	Sericulture	
8	Plant Biochemistry/ Biochemistry	Plant Biochemistry/Biochemistry
9	Plant Physiology/ Crop Physiology	Plant Physiology/Crop Physiology
10	Agricultural Biotechnology/Biotechnology/Molecular Biology & Biotechnology	Agricultural Biotechnology/Biotechnology/Molecular Biology & Biotechnology
11	Agricultural Microbiology/ Microbiology	Agricultural Microbiology/ Microbiology
12	Vegetable Science/Olericulture	Vegetable Science/Olericulture/Horticulture with specialization in Vegetable Science
13	Fruit Science/Pomology	Fruit Science/ Pomology/Horticulture with specialization in Fruit Science

14	Floriculture & Landscaping/ Floriculture & Landscape Architecture	Floriculture & Landscaping/ Floriculture & Landscape Architecture /Agriculture / Horticulture with specialization in Floriculture and Landscape Architecture
15	Spices, Plantation, Medicinal & Aromatic Plants	Spices, Plantation, Medicinal & Aromatic Plants/ Agriculture/Horticulture with specialization in Spices/Plantation Crops /Medicinal and Aromatic Plants
16	Post Harvest Technology (Horticulture)	Agriculture with specialization in Horticulture OR Horticulture/Fruit Science or Pomology/Vegetable Science or Olericulture/Floriculture or Floriculture & Landscaping /Spices/Plantation Crops/Medicinal & Aromatic Plants OR Post-harvest Technology with specialization in Horticultural Crops
17	Animal Genetics & Breeding	Veterinary Sciences with specialization in Animal Genetics and Breeding
18	Animal Nutrition	Veterinary Sciences with specialization in Animal Nutrition
19	Livestock Production Management	Veterinary Sciences with specialization in Livestock Production Management
20	Livestock Products Technology	Veterinary Sciences with specialization in Livestock Products Technology
21	Poultry Science	Veterinary Sciences with specialization in Poultry Science
22	Veterinary Parasitology	Veterinary Parasitology
23	Veterinary Public Health/Veterinary Public Health & Epidemiology ‘	Veterinary Public Health/ Vety. Public Health & Epidemiology/Vety. Epidemiology
24	Veterinary Microbiology	Veterinary Sciences with specialization in Microbiology/Bacteriology/Virology/Immunology
25	Veterinary Pathology	Veterinary Pathology
26	Veterinary Medicine	Veterinary Medicine/ Preventive Veterinary Medicine/ Veterinary Clinical Medicine
27	Veterinary Pharmacology & Toxicology	Veterinary Pharmacology and Toxicology/Veterinary Pharmacology
28	Vety. Gynaecology & Obstetrics/Animal Reproduction, Gynaecology & Obstetrics	Vety. Gynaecology& Obstetrics/Animal Reproduction, Gynaecology& Obstetrics/Animal Sciences with specialization in Animal Reproduction and Gynaecology
29	Veterinary Surgery & Radiology/ Veterinary Surgery	Veterinary Surgery & Radiology/Veterinary Surgery

30	Veterinary Anatomy/Veterinary Anatomy & Histology	Veterinary Anatomy/ Veterinary Anatomy & Histology
31	Veterinary Physiology/ Animal Physiology	Veterinary Sciences with specialization in Animal Physiology/Veterinary Physiology
32	Veterinary Biochemistry/ Animal Biochemistry	Veterinary Sciences with specialization in Vety. Biochemistry
33	Animal Biotechnology	Veterinary Sciences with specialization in Animal Biotechnology
34	Dairy Chemistry	Dairy Chemistry/ Veterinary/Animal Sciences with specialization in Dairy Chemistry
35	Food Technology	Food Science/ Food Technology/Food Science and Technology/ Post Harvest Technology
36	Dairy Microbiology	Dairy Microbiology/ Veterinary/Animal Sciences with specialization in Dairy Microbiology
37	Food Safety and Quality Assurance	
38	Dairy Engineering	
39	Dairy Technology	Dairy Technology or Dairy Science/Dairy Engineering/Livestock Products Technology/Food Technology with specialization in Dairy Technology
40	Farm Machinery and Power Engineering	Agricultural Engineering/Mechanical Engineering with specialization in Farm Machinery and Power/Renewable energy
41	Soil and Water Conservation Engineering / Soil and Water Engineering	Agricultural Engineering with specialization in Soil and Water/Soil and Water Conservation/Civil Engineering /Irrigation and Drainage Engg./Water Resources /Water Science and Technology
42	Agricultural Processing and Food Engineering	Agricultural Engineering with specialization in Agricultural Processing Engineering/Processing & Food Engg./ Food Process Engineering/Dairy Engineering/Post Harvest Technology/Renewable Energy Engg.
43	Renewable Energy Engineering	Agricultural Engineering with specialization in Renewable Energy/ Farm Machinery and Power Engg./Processing & Food Engg.

44	Irrigation Water Management Engineering / Irrigation & Drainage Engineering	Agricultural Engineering with specialization in Soil and Water/ Soil and Water Conservation/Irrigation and Drainage/Hydrology/Water Resources/Water Science and Technology
45	11.1 Family Resource Management	Home Science with specialization in Family Resource Management
46	11.2 Textiles and Apparel Designing	Home Science with specialization in Textile and Clothing/Textile and Apparel Designing
47	Human Development and Family Studies/Human Development	Home Science with specialization in Child Development/Human Development and Family Studies
48	Food Science and Nutrition/Human Nutrition	Home Science with specialization in Foods and Nutrition
49	Home Science Extension and Community Management	Home Science with specialization in Home Science Extension/Home Science Extension and Communication Management
50	Fisheries Resource Management	Fisheries Science with specialization in Fisheries Resource Management/Aquatic Environmental Management
51	Fish Processing Technology/Fish Post-Harvest Technology	Fisheries Science with specialization in Fisheries Resource Management/Aquatic Environmental Management
52	Fisheries Engineering & Technology	
53	Aquatic Environment Management	
54	Aquaculture	Fisheries Science with specialization in Aquaculture/Mariculture/Aquatic Environmental Management/ Inland Aquaculture
55	Fish Health Management/Aquatic Animal Health Management	
56	Fish Nutrition and Feed Technology	Fisheries Science with specialization in Fish Nutrition/Fish Physiology & Biochemistry/ Feed Technology/Fish Nutrition and Biochemistry
57	Fish Genetics and Breeding	
58	Fish Biotechnology	

59	Fish Physiology and Biochemistry	
60	Forestry / Agroforestry	Forestry/Agroforestry/ Agronomy/Horticulture with specialization in Agroforestry
61	Agricultural Meteorology	Agricultural Meteorology/ Agricultural Physics with specialization in Agricultural Meteorology
62	Environmental Sciences	Environmental Science/ Agroforestry/Agricultural Physics/Agriculture/Forestry with specialization in Environmental Science
63	Agricultural Physics	
64	Agronomy	Agriculture with specialization in Agronomy/Soil Water Management/Forage Production/ Water Science and Technology
65	Soil Sciences/Soil Science & Agricultural Chemistry	Agriculture/Horticulture with specialization in Soil Sciences/Soil Science & Agricultural Chemistry/Agricultural Physics with specialization in Soil Physics and Soil and Water Conservation/Water Science and Technology
66	Agricultural Chemicals	
67	Water Science & Technology	
68	Agricultural Economics	Agricultural Economics/Dairy/Animal Husbandry Economics/ Veterinary Economics/Fisheries Economics
69	Agri. Business Management	Agribusiness Management/Agricultural Marketing & Co-operation/Agricultural Economics/Business Management with specialization in Agriculture
70	Agricultural Extension/ Extension Education / Communication	Agricultural Extension/ Extension Education/Communication/Veterinary Extension/Dairy Extension/Fisheries Extension
71	Agricultural Statistics	Agricultural Statistics/Statistics/Computer Application in Agriculture/Bioinformatics
72	Bioinformatics	Bioinformatics/Molecular Biology/Biotechnology/Computer Science/Computer Application/Agri-informatics/Agricultural Statistics/Statistics/Mathematical Statistics/Biostatistics with Bioinformatics as a subject.
73	Computer Applications & IT	Computer Science/Computer Application/Information Technology/ Post-graduate degree in any specialization of Computer Science.

NOTE:

The exact title/nomenclature of the degree programme might vary from one university to another. Candidates are advised to enquire the nomenclature of degree programme from the Registrar of university concerned (for contact details, please refer **Annexure -XVII** at the time of counselling/ while seeking admission.

E IV

Stream in Post Graduate Degree*

Stream in Postgraduate degree	Code
Plant Biotechnology	01
Plant Science	02
Physical Science	03
Entomology and Nematology	04
Agronomy	05
Social Science	06
Statistical Science	07
Horticulture	08
Forestry/Agroforestry and Silviculture	09
Agricultural Engineering and Technology	10
Water Science and Technology	11
Home Science	12
Animal Biotechnology	13
Veterinary Science	14
Animal Science	15
Fisheries Science	16
Dairy Science	17
Dairy Technology	18
Food Science Technology	19
Agri-Business Management	20
Basic Science	21
Any other(specify)	22

***Required to be filled in Online Application**

College of Postgraduation*

<u>College from which post-graduation was completed</u>	<u>Code</u>
College of Agriculture	01
College of Horticulture	02
College of Veterinary and Animal Sciences	03
College of Agricultural Engineering and Technology	04
College of Forestry	05
College of Fisheries	06
College of Home Science	07
College of Basic Sciences and Humanities	08
Others	09

*** Required to be filled in Online Application**

List of Private Agricultural Universities/Colleges (accredited by ICAR) whose candidates passed out in indicated Master degree programmes are eligible for appearing in AICE-JRF/SRF (Ph.D.)-2020

Sr. No.	Name of University & year of Establishment	Name of College	Master degree programmes
1.	Allahabad School of Agriculture (now Naini Agricultural Institute), Sam Higginbottom University of Agriculture, Technology and Sciences, Allahabad (Uttar Pradesh) (Established:1910)	Allahabad School of Agriculture	M.Sc. Ag in - Agronomy, Genetics and Plant Breeding, Horticulture (Vegetable Sciences), Horticulture (Floriculture and Landscaping, Horticulture (Fruit Production and post Harvest technology), Plant Pathology, Agricultural Extension, Agricultural Economics, Seed Science and Technology, Entomology, Soil Sciences, MBA (Agri-Business management)
2.	Lovely Professional University (Established:2005)	School of Agriculture	M.Sc. Agriculture in {Horticulture (Fruit Science)}, Agronomy, Genetics and Plant Breeding
3.	Guru Kashi University, Talwandi Sabo, Bathinda, Punjab (Established:2011)		
4.	M.S. Swaminathan School of Agriculture, CUTM, Odisha (Established:2013)	M.S. Swaminathan School of Agriculture, CUTM	
5.	College of Agriculture and Technology, Kullapuram, Theni (Affiliated to TNAU, University) (Established:2010)	College of Agriculture and Technology, Theni	
6.	Siksha 'O' Anusandhan, (Deemed to be University), Bhubaneswar, Odisha (Established:2007)	Faculty of Agricultural Sciences, Siksha 'O' Anusandhan, Bhubaneswar	
7.	School of Agriculture, ITM University, Gwalior, MP (Established:2013)	School of Agriculture, ITM University, Gwalior	

NOTE: Candidate should note that for admission to Doctoral degree programmes through entrance examination conducted by NTA, only the candidates having passed Master's degree from any public funded/Govt. institution will be eligible. Candidates passed out from private Agricultural Universities/Colleges not accredited by ICAR, even though affiliated to public funded/Govt. institutions are not eligible for admission through this examination. Only those candidates from Private Agricultural Universities/Colleges (accredited by ICAR) are eligible to appear in the examination who have completed their degree in programmes accredited by ICAR. Further, in case any degree from a particular college/university is not considered for admission by an Agricultural University or any particular college/university has been derecognized by VCI/UGC or due to any Court directives (present or future), ICAR will not be responsible for admitting students of that college/university in the Universities not willing to admit such candidates.

List of ICAR accredited Doctoral degree programmes and Colleges of Dr. RPCAU, Pusa

Name of University & year of Establishment	Period of Accreditation	College	Period of Accreditation	Master Degree Programmes
Rajendra Agricultural University, Pusa, Samastipur (Bihar) (1978)	Five years w.e.f. 28.03.2016 to 27.03.2021	P.G. Department of Agriculture, Pusa	Five years w.e.f. 28.03.2016 to 27.03.2021	Ph.D. Ag. in - Agronomy, Plant Breeding and Genetics, Soil Science, Plant Pathology, Entomology

Processing charges & Goods and Service Taxes (GST) and Procedure for Payment of Fee

Mode of Payment of Fee/ Service Provider and Service/Processing charges & GST

After completing Step-2 of Online Application Form, candidates may remit the examination fee (Step -3) by choosing the following options:

- (i) **Online Mode i.e. Debit/ Credit card, Net Banking and Unified Payment Interface (UPI) in ICICI Bank or HDFC Bank or Syndicate Bank:**
- Check the validity of the Debit/ Credit Card and keep it ready with you while logging on to website for submitting application form. Candidate should enter the information asked for and make payment through Debit/ Credit Card.
 - Through Net Banking, check the balance in your account and keep all credentials ready with you while logging on to website for submitting application form. Candidate should Login with his/her credentials of net banking and make payment through Net Banking.
- (ii) **Cash Deposit through e-challan at Syndicate Bank Branches only:**
- Print e-Challan in .pdf on A 4 size paper from Syndicate MOPS page which will contain NTA's required information in addition to Bank reference No. and visit any of the Syndicate Banks branches in India and deposit amount mentioned in e-Challan.

Please select any Mode of Payment/Service Provider (Service/Processing charges per transaction & GST (applicable @ 18 %) to be paid by the candidate):

S. No.	Mode of Payment	HDFC BANK		SYNDICATE BANK		STATE BANK OF INDIA	
1	Net Banking	HDFC	NIL Charge	Syndicate Bank	NIL Charge	SBI	Rs 5.00+GST
		Other Banks	4.00 + GST	Other Banks	4.00 + GST	Other Banks	
2	All Debit Card	HDFC or Other Banks	Nil Charge	Syndicate Bank or Other Banks	Nil Charge	Nil	
3	Credit Card	Domestic	0.40% of Fee + GST	Domestic	0.40% of Fee + GST	Domestic	0.80% of Fee+GST (Minimum Rs 11/-)
		International	2.35% OF Fee+ GST	International	2.35% of Fee+ GST	International	3.50% of Fee+GST (Minimum Rs 11/-)
4	Unified Payment Interface (UPI)	Nil Charge		Nil Charge		Nil	
		PAY USING HDFC		PAY USING SYNDICATE		PAY USING SBI	

Note: In case, the fee payment status is not 'OK' the candidates are advised as following:-

- (i) If the fee is paid through credit/debit card and status is not OK, it means the transaction is cancelled. Therefore, such candidates have to pay the fee once again and ensure the OK fee status.
- (ii) For cancelled transactions, the amount will, automatically, be refunded by the concerned Bank to concerned credit/debit card within **15 days of last date of submission of Application Form.**

Helpdesk: For any transaction related queries/ inquiry, please contact at:

(a) If Paying using HDFC Bank:

Level	Name	Email ID	Contact Number
1	Vikram Singh	--	09799810080
2	Shri Ripon Bhattacharjee	ripon.bhattacharjee@hdfcbank.com	09625031697
3	Shri Achin Lamba	achin.lamba@hdfcbank.com	09625048643

(b) If Paying using Syndicate Bank:

Level	Name	Email ID	Contact Number
1	Helpdesk	pgsupport@billdesk.com	0120 2400850/ 01202400851 9971262371
2	Complaint Management Services	ro.noida@syndicatebank.co.in	(0120) 2400853/ 09412770540
3	Customer Care	roit.noida@syndicatebank.co.in	9971262371
4	Through SMS	roit.noida@syndicatebank.co.in	

(c) If Paying using SBI Bank:

Level	Name	Email ID	Contact Number
1	Helpdesk	Dgmcs.cc@sbi.co.in	18004253800
2	Helpdesk	Sbi.05222@sbi.co.in	08026599990
3	Customer Care	Agmcustomer.lhodel@sbi.co.in	1800112211
4	Through SMS	UNHAPPY(addtext)	8008202020

COMMON SERVICES CENTRES/FACILITATION CENTRES

Candidates, who are not well conversant to submit the online application due to various constraints, can use the services of Common Services Centre, Ministry of Electronics and Information Technology, Government of India under the Digital India initiatives of Hon'ble Prime Minister. The Common Services Centre (CSC) scheme is a part of the ambitious national e-Governance Plan (NeGP) of Government of India and is managed at each village panchayat level by a Village level Entrepreneur (VLE)

There are more than 1.5 lakhs Common Services Centres (CSC) across the country which will provide the desired support to candidates from urban as well as rural areas in online submission of Application Form and payment of fee through e-wallet. The list of the Common Services Centre is available on website: www.csc.gov.in.

The Common Services Centre will be providing following services on the rates indicated against each:

S. No.	Services	Service Charges per transaction (GST applicable @ 18%)
1	Preparing e-mail, Submission of Application form & Printout till Fee Payment (Including uploading of Scanned Images)	Rs 25/-+GST
2	Uploading of Scanned Images only	Rs 10/-+GST
3	On line payment of Fee	Rs 0.5% of Fee +GST
4	Downloading of Admit Card/ OMR Answer Sheet/Answer Key	Rs 10+GST
5	Online claim for Responses/ Answer Key	Rs 25+GST
6	Printout per page	Rs 5+GST

Note: To know nearest Common Services Centre, please open link - <http://gis.csc.gov.in/locator/csc.aspx>

Replica of AICE-JRF/SRF(Ph.D) 2020 Application Form



Government of India
Ministry of Human Resource Development

Indian Council of Agricultural Research (ICAR AICE-
JRF/SRF (PHD)-2020)
ICAR'S All India Competitive Examination for
Admission



Home

NEW CANDIDATE REGISTRATION	ONLY REGISTERED CANDIDATES SIGN IN
<div style="border: 1px solid #ccc; padding: 5px; margin-bottom: 10px; text-align: center;">Steps to apply online</div> <div style="margin-bottom: 10px;"> <div style="display: flex; align-items: center;"> <div style="width: 15px; height: 15px; background-color: #0056b3; border-radius: 50%; margin-right: 10px;"></div> <div style="border: 1px solid #ccc; padding: 5px; flex-grow: 1;">Apply for Online Registration</div> </div> </div> <div style="margin-bottom: 10px;"> <div style="display: flex; align-items: center;"> <div style="width: 15px; height: 15px; background-color: #0056b3; border-radius: 50%; margin-right: 10px;"></div> <div style="border: 1px solid #ccc; padding: 5px; flex-grow: 1;">Fill Online Application Form</div> </div> </div> <div style="margin-bottom: 10px;"> <div style="display: flex; align-items: center;"> <div style="width: 15px; height: 15px; background-color: #0056b3; border-radius: 50%; margin-right: 10px;"></div> <div style="border: 1px solid #ccc; padding: 5px; flex-grow: 1;">Upload Scanned Photo & Signature</div> </div> </div> <div style="margin-bottom: 10px;"> <div style="display: flex; align-items: center;"> <div style="width: 15px; height: 15px; background-color: #0056b3; border-radius: 50%; margin-right: 10px;"></div> <div style="border: 1px solid #ccc; padding: 5px; flex-grow: 1;">Pay Examination Fee</div> </div> </div> <div style="margin-bottom: 10px;"> <div style="display: flex; align-items: center;"> <div style="width: 150px; border-bottom: 1px solid #ccc;"></div> <div style="border-bottom: 1px solid #ccc; margin-left: 10px;">Application Form : AICE- JRF/SRF (PHD)-2020</div> </div> </div> <div style="text-align: center;"> <div style="background-color: #0056b3; color: white; padding: 5px 20px; border: 1px solid #0056b3; cursor: pointer;">NEW REGISTRATION</div> </div>	<div style="margin-bottom: 10px;"> <div style="display: flex; align-items: center;"> <div style="width: 150px; border-bottom: 1px solid #ccc;"></div> <div style="border-bottom: 1px solid #ccc; margin-left: 10px;">Application Form : AICE- JRF/SRF (PHD)-2020</div> </div> </div> <div style="margin-bottom: 10px;"> <div style="display: flex; align-items: center;"> <div style="width: 150px; border-bottom: 1px solid #ccc;"></div> <div style="border-bottom: 1px solid #ccc; margin-left: 10px;">Application No :</div> </div> </div> <div style="margin-bottom: 10px;"> <div style="display: flex; align-items: center;"> <div style="width: 150px; border-bottom: 1px solid #ccc;"></div> <div style="border-bottom: 1px solid #ccc; margin-left: 10px;">Password :</div> </div> </div> <div style="margin-bottom: 10px;"> <div style="display: flex; align-items: center;"> <div style="width: 150px; border-bottom: 1px solid #ccc;"></div> <div style="border-bottom: 1px solid #ccc; margin-left: 10px;">Enter Security Pin :</div> </div> </div> <div style="margin-bottom: 10px;"> <div style="display: flex; align-items: center;"> <div style="width: 150px; border-bottom: 1px solid #ccc;"></div> <div style="border-bottom: 1px solid #ccc; margin-left: 10px;">Security Pin : JRG353</div> </div> </div> <div style="text-align: center; margin-bottom: 10px;"> <div style="background-color: #0056b3; color: white; padding: 5px 20px; border: 1px solid #0056b3; cursor: pointer;">SIGN IN</div> </div> <div style="display: flex; justify-content: space-between;"> <div style="color: red; font-size: small;">Forgot Password ?</div> <div style="color: red; font-size: small;">Forgot Application No ?</div> </div>

Disclaimer: This site is designed and hosted by NIC eCounselling division and the contents are provided by NTA. For any further information, please contact to NTA. (Ver: 1.0.136.2.0)

ONLY REGISTERED CANDIDATES SIGN IN

Application Form : AICE- JRF/SRF (PHD)-2020

Application No :

Password :

Enter Security Pin :

Security Pin : JRG353

SIGN IN

Forgot Password ?

Forgot Application No ?

Home

Registration
Application Form
Image Upload
Fee Payment

Instructions and Procedure for online submission of Application Form

Download Information Bulletin

- Please read the instructions, schedule and Information Bulletin carefully before you start filling the Application form.
- Candidate can apply for ICAR AICE-JRF/SRF (PHD)-2020 "ONLINE" only through official website.
- Please check your eligibility as per the criteria laid down for ICAR AICE-JRF/SRF (PHD)-2020.
- Examination Fee**
The fee (in Indian Rupees) for ICAR AICE-JRF/SRF (PHD)-2020 was follows:

EXAMINATION FEE DETAIL		
Apply For	General/Unreserved, Other Backward Classes (OBC) (NCL) & UPSC/ EWS	SC/ST/PwD/ Transgender
Fee payable for ICAR AICE-JRF/SRF (PHD)-2020	Rs. 1500/-	Rs. 500/-

Service Charges & Service Taxes (where applicable) will be charged extra by the Bank.

- The fee can be submitted through Net Banking/Debit/Credit Card/ATM facility.
- Application Procedure: Steps to be followed to apply online**
 - Step 1:** Registration for Online Application Form and candidate system generated Application Number. The candidate should verify all the details while filling the Online Application form and as he received his unique PASSWORD and choose Secretary Question and Answer. After successful submission of the candidate details, Application Number will be generated and it will be used to complete the remaining Steps of the Application form and will be required for all future correspondence. For subsequent login, candidate will be able to login directly with the respective system generated Application Number and created Password.
 - Step 2:** Complete the Application Form: Candidate can login with the system generated Application Number and created Password for completing the Application form.
 - Step 3:** Upload Scanned Images of Candidate Photograph, Signature and Thumb Impression (Index - Left, Middle - Right):
 1. Scanned photograph and signature should be in JPG/JPEG format.
 2. Size of scanned photograph should be between 10 kb to 200 kb.
 3. Size of scanned signature should be between 4 kb to 50 kb.
 4. Size of scanned thumb should be between 3 kb to 50 kb.
 5. Color photograph with white background.
 6. Signature in blue/black ink on white paper.

Note: Upload the correct Photograph, Signature and Thumb Impression as the facility for correction in images will not be given.
 - Step 4:** Pay Examination Fee using Net Banking/Debit/Credit Card/ATM):
Payment by Debit/Credit Card/Net Banking: The candidate has to select Debit/Credit Card/Net Banking option to pay the application fee and follow the online procedure to complete the payment of fee. After successful payment, candidate will be able to enter the Confirmation Page. In case the Confirmation Page is not generated after payment of fee then the transaction is cancelled and amount will be refunded to the candidate's account. However the candidate has to make another transaction, in case the Confirmation Page is not generated.
- Important Instructions about PASSWORD**
During registration, candidate will be required to choose PASSWORD and Secretary Question and Answer. Candidate is advised to remember his/her password for all future login.
The Password must be as per the following Password policy.
 1. Password must be 8 to 12 character long.
 2. Password must have at least one digit and one alphabet.
 3. Password must have at least one lower case alphabet.
 4. Password must have at least one special value.
 5. Password must have at least one special character i.e. @ \$ % ^ & *

For subsequent login, candidate will be able to login directly with his/her respective system generated Application Number and the chosen Password.
Candidate is advised not to disclose or share his/her password with anybody. Neither NTA nor ICR will be responsible for violation or misuse of the password of a candidate.
Candidate can change his/her password after login, if desired.
Candidate should remember to log out at the end of his/her session so that the particulars of the candidate cannot be accessed or modified by unauthorized persons.
- How to reset your Password:** The following options are available to reset Password
 1. Using Secretary Question & Answer you chose during form filling.
 2. Using a verification code sent via text message (SMS) to your Registered Mobile No.
 3. Using a reset link sent via email to your Registered email address.
- The Application Number arrived on the candidate generated Confirmation Page must be memorized in all such correspondence. It is therefore essential to save down the Application Number arrived on the Confirmation Page.

NOTE: Please fill the Application form carefully as the facility for Correction will not be given.

☐ I have downloaded Information Bulletin, read and understand all the instructions.

Click here to Proceed

Home

Registration ☒ Application Form ☐ Image Upload ☐ Fee Payment ☐

Personal Details

Candidate's Name : Father's Name :
 Mother's Name : Candidate's Date of Birth: --Day-- --Month-- --Year--
 Type of Identification : --Select-- Gender : --Select--
 Identification Number:

Permanent Address

Address: Locality(Optional):
 City/Town/Village: Country: --Select--
 State: --Select-- District: --Select--
 Pin Code: STD code with Telephone No (Optional):
 Email Address: Mobile Number:

Choose Password

Password: Confirm Password:
 Security Question: --Select-- Security Answer:

Security Pin

Enter security pin (case sensitive) :
 Security Pin : 78971X

SUBMIT

Disclaimer: This site is designed and hosted by NIC eCounselling division and the contents are provided by NTA. For any further information, please contact to NTA. (Ver 1.0.136.2.0)

Home

Review Page - Online Registration Form

Review the following particulars carefully. If you would like to change any particulars entered, you may do so by pressing "EDIT REGISTRATION FORM" button or press "FINAL SUBMIT" button for final submission.

Personal Details

Candidate's Name: SATISH Father's Name: KALU
 Mother's Name: NIRMAL Candidate's Date of Birth: 10-01-1991
 Type of Identification: PAN Card Gender: Male
 PAN Card: 3191254d

Permanent Address

Address: Vairipali Locality(Optional):
 City/Town/Village: Tapilash Close ☒ India
 State: ANDHRA PRADESH District: CHITTOOR
 Pin Code: 755001
 Email Address: jayashree@gmail.com Phone No: 91 - 9837006171

Account Details

Security Question: What is your neighbour's pet name? Security Answer: (Not shown due to security reasons) Password: (Not shown due to security reasons)

Particulars checked to be verified

Kindly verify all the particulars listed below carefully. Once submitted Registration Form finally, changes can not be made.

☐ My Name ☐ Father Name ☐ Mother Name ☐ Date of Birth ☐ Gender ☐ Address
☐ Mobile Number ☐ Email ID

Declaration

I hereby declare that all the particulars given by me in this form are true to the best of my knowledge and belief and any mistake / misinformation, detected at the time of admission or at any stage in future, will result in the cancellation of admission/candidature. I have read the information bulletin and understood all the procedures. In case I furnish any false information, my result will not be declared/ my candidature will automatically stand cancelled. I shall abide by terms and conditions therein.

☐ I Agree ☒

EDIT REGISTRATION FORM **FINAL SUBMIT**

Disclaimer: This site is designed and hosted by NIC eCounselling division and the contents are provided by NTA. For any further information, please contact to NTA. (Ver 1.0.136.2.0)

Home

Review Page - Online Registration Form

Review the following particulars carefully. If you would like to change any particulars entered, you may do so by pressing "EDIT REGISTRATION FORM" button or press "FINAL SUBMIT" button for final submission.

Personal Details	Candidate's Name: SATISH Mother's Name: NUNIV Type of Identification: PAN Card PAN Card: 31312fzdf	Father's Name: KALU Candidate's Date of Birth: 10-01-1991 Gender: Male
Permanent Address	Address: Yakipak City/Town/Village: Top State: ANDHRA PRADESH Pin Code: 795149 Email Address: jayanta@gmail.com	
Account Details	Locality(Optional): Country: India District: CHITTOOR STD code with Telephone No(Optional): -- Mobile Number: 91 - 8837006171	
Security Question	What is your neighbour's pet name?	Security Answer: (Not shown due to security reasons)
Particulars checked to be verified	Kindly verify all the particulars listed below carefully. Once submitted Registration Form finally, changes can not be made. <input checked="" type="checkbox"/> My Name <input checked="" type="checkbox"/> Father Name <input checked="" type="checkbox"/> Mother Name <input checked="" type="checkbox"/> Date of Birth <input checked="" type="checkbox"/> Gender <input checked="" type="checkbox"/> Address <input checked="" type="checkbox"/> Mobile Number <input checked="" type="checkbox"/> Email ID	
Declaration	I hereby declare that all the particulars given by me in this form are true to the best of my knowledge and belief and any mistake / misinformation, detected at the time of admission or at any stage in future, will result in the cancellation of admission/candidature. I have read the information bulletin and understood all the procedures. In case I furnish any false information, my result will not be declared/ my candidature will automatically stand cancelled. I shall abide by terms and conditions therein.	
<input checked="" type="checkbox"/> I Agree		
<input type="button" value="EDIT REGISTRATION FORM"/> <input type="button" value="FINAL SUBMIT"/>		

Disclaimer: This site is designed and hosted by NIC eCounselling division and the contents are provided by NTA. For any further information, please contact to NTA. (Ver 1.0.136.2.0)

Home

Review Page - Online Registration Form

Review the following particulars carefully. If you would like to change any particulars entered, you may do so by pressing "EDIT REGISTRATION FORM" button or press "FINAL SUBMIT" button for final submission.

Personal Details	Candidate's Name: SATISH Mother's Name: NUNIV Type of Identification: PAN Card PAN Card: 31312fzdf	Father's Name: KALU Candidate's Date of Birth: 10-01-1991 Gender: Male
Permanent Address	Address: Yakipak City/Town/Village: Top State: ANDHRA PRADESH Pin Code: 795149 Email Address: jayanta@gmail.com	
Account Details	Locality(Optional): Country: India District: CHITTOOR STD code with Telephone No(Optional): -- Mobile Number: 91 - 8837006171	
Security Question	What is your neighbour's pet name?	Security Answer: (Not shown due to security reasons)
Particulars checked to be verified	Kindly verify all the particulars listed below carefully. Once submitted Registration Form finally, changes can not be made. <input checked="" type="checkbox"/> My Name <input checked="" type="checkbox"/> Father Name <input checked="" type="checkbox"/> Mother Name <input checked="" type="checkbox"/> Date of Birth <input checked="" type="checkbox"/> Gender <input checked="" type="checkbox"/> Address <input checked="" type="checkbox"/> Mobile Number <input checked="" type="checkbox"/> Email ID	
Declaration	I hereby declare that all the particulars given by me in this form are true to the best of my knowledge and belief and any mistake / misinformation, detected at the time of admission or at any stage in future, will result in the cancellation of admission/candidature. I have read the information bulletin and understood all the procedures. In case I furnish any false information, my result will not be declared/ my candidature will automatically stand cancelled. I shall abide by terms and conditions therein.	
<input checked="" type="checkbox"/> I Agree		
<input type="button" value="EDIT REGISTRATION FORM"/> <input type="button" value="FINAL SUBMIT"/>		


Disclaimer: This site is designed and hosted by NIC eCounselling division and the contents are provided by NTA. For any further information, please contact to NTA. (Ver 1.0.136.2.0)

Disclaimer: This site is designed and hosted by NIC eCounselling division and the contents are provided by NTA. For any further information, please contact to NTA. (Ver 1.0.136.2.0)

56


bioRxiv preprint doi: <https://doi.org/10.1101/2019.05.20.050000>; this version posted May 20, 2019. The copyright holder for this preprint (which was not certified by peer review) is the author/funder, who has granted bioRxiv a license to display the preprint in perpetuity. It is made available under aCC-BY-NC-ND 4.0 International license.

Disclaimer: This tool is designed and hosted by HICoGen, a public-private partnership and the contents are provided by HFA. For any further information, please contact us at HFA. (Ver. 1.0.1.06.2.0)



Government of India
Ministry of Human Resource Development

Indian Council of Agricultural Research (ICAR)
AICE- JRF/SRF (PHD)-2020
ICAR'S All India Competitive Examination for Admission









Home
Change Password
Register/Query
Logout

Welcome
SEARCH
Application No. 2012 1000 0015

Registration
Application Form
Image Upload
Fee Payment

Upload Document Rules

Please upload the following Scanned files carefully in JPG format only..
1. Photograph: Size must be between 10 KB to 200 KB.
2. Photo Image Card: Size must be between 3 KB to 30 KB.
3. Signature: Size must be between 4 KB to 30 KB.
Note: The authentication of uploaded documents to be owned by the Applicant themselves. (Unaltered/ Shared photograph/ signature may lead to cancellation of Application form)

Sl.No	Type of File	Preview	Display
1	Photograph		
2	Photo Image Card		
3	Signature		

Confirm !!
Do you wish to Upload Images finally ?
YES NO

Verify the
Enter Security Pin (same as verified) : NS123
Security Pin : NS123456
☒ I have verified uploaded images carefully
UPLOAD

Background: This page is designed and hosted by NIC Co-creating domain and the contents are provided by NTA. For any further information, please contact NTA. (Ver 1.0.1.0.2.0)



Government of India
Ministry of Human Resource Development

Indian Council of Agricultural Research (ICAR)
AICE- JRF/SRF (PHD)-2020
ICAR'S All India Competitive Examination for Admission



Home
Change Password
Register/Query
Logout

Welcome
SEARCH
Application No. 2012 1000 0015

Registration
Application Form
Image Upload
Fee Payment

Application Progress Status
Step 1 View Registration Form
Step 2 View Application Form
Step 3 View Uploaded Images
Step 4 Pay Examination Fee

Verify Mobile No. & Email Id
Verify Mobile Number
Verify Email Id
Please verify Mobile No. & Email Id to receive Confirmation Page/ Admit Card / Other important information from NTA.

Application Status
Registration Form Complete
Application Form Complete
Image Upload Complete
Application Fee Payment Incomplete

You have completed step 3 of Application Form for Indian Council of Agricultural Research (ICAR AICE- JRF/SRF (PHD)- 2020) ICAR'S All India Competitive Examination for Admission.
The processing of application form will be completed only after the payment of fee. After payment of fee, you will not be able to edit the filled Application Form data.
You are required to pay the fee Rs. 1800/- .
Application Number: 2012 1000 0015
Edit Application Form Edit Uploaded Images Pay Examination Fee Rs. 1800 /-

Background: This page is designed and hosted by NIC Co-creating domain and the contents are provided by NTA. For any further information, please contact NTA. (Ver 1.0.1.0.2.0)

Welcome SATISH Application No: 201210000015

Registration Application Form Image Upload Fee Payment

Proceed to Payment

Activity : Examination Fee Payment

Select Mode of Payment

☒ Online Payment

PROCEED FOR PAYMENT

Note: Examination Fee can be deposited through Debit/Credit Card/Net Banking/Paytm Services

Disclaimer: This site is designed and hosted by NIC and the contents are provided by NTA. For any further information, please contact NTA. (Ver: 1.0.1.06.0.0)

Indian Council of Agricultural Research AICE
JRF/SRF(PGS)-2020

CANDIDATE DETAILS

Candidate Name	SATISH	Fee Amount	1800/-
Application Number	201210000015	Customer Id	20121000001501901
Date of Birth	10-01-1991		

EXAMINATION FEE PAYMENT

Select Payment Provider :

☐ SBI MOPS (Net Banking/Credit Card/Debit Card of any bank or through SBI e-Challan)

☐ Syndicate Bank Payment Gateway (Any Debit Card/Credit Card/Net Banking of any bank)

☐ CHFC Bank Payment Gateway (Any Debit/Credit Card/Net Banking of any bank)

PROCEED FOR PAYMENT

Click here to [Cancel](#) this Transaction.

Disclaimer: This site is designed and hosted by NIC and the contents are provided by NTA. For any further information, please contact NTA.

STATE BANK MULTI OPTION PAYMENT SYSTEM

Please Select Appropriate Card Type To Avoid Failures (C-Credit Card Options/D For Debit Card)

Net Banking



SBI

Bank Charges:

[Click Here](#)



Other Banks

Bank Charges: 5.9

[Click Here](#)

Card Payments



State Bank Debit Cards

Bank Charges: 0.0

[Click Here](#)



Other Bank Debit Cards

Bank Charges: 0.0

[Click Here](#)



Credit Cards

Bank Charges: 14.0

[Click Here](#)

Other Payments Modes



SBI Branch

Bank Charges: 0.0

[Click Here](#)



UPI

Bank Charges: 0.0

[Click Here](#)

[Cancel](#)

National Testing Agency (NTA)
Procedure to be adopted for compilation of NTA scores for multi session Papers
(Normalization procedure based on PERCENTILE SCORE)

NTA will be conducting examinations on multiple dates, generally in two sessions per day. The candidates will be given different sets of questions per session and it is quite possible that in spite of all efforts of maintaining equivalence among various question papers, the difficulty level of these question papers administered in different sessions may not be exactly the same. Some of the candidates may end up attempting a relatively tougher set of questions when compared to other sets. The candidates who attempt the comparatively tougher examination are likely to get lower marks as compared to those who attempt the easier one. In order to overcome such a situation, “**Normalization procedure based on Percentile Score**” will be used for ensuring that candidates are neither benefitted nor disadvantaged due to the difficulty level of the examination. With the objective of ensuring that a candidate’s true merit is identified, and that a level playing field is created in the above context, the Normalization Procedure, set out below shall be adopted, for compiling the NTA scores for multi session papers.

The process of Normalization is an established practice for comparing candidate scores across multi session papers and is similar to those being adopted in other large educational selection tests conducted in India. For normalization across sections, NTA shall use the percentile equivalence.

Percentile Scores: Percentile scores are scores based on the relative performance of all those who appear for the examination. Basically the marks obtained are transformed into a scale ranging from 100 to 0 for each session of examinees.

The Percentile Score indicates the percentage of candidates that have scored EQUAL TO OR BELOW (same or lower raw scores) that particular Percentile in that examination. Therefore the topper (highest score) of each session will get the same Percentile of 100 which is desirable. The marks obtained in between the highest and lowest scores are also converted to appropriate Percentiles.

The Percentile score will be the Normalized Score for the examination (instead of the raw marks of the candidate) and shall be used for preparation of the merit lists.

The Percentile Scores will be calculated up to 7 decimal places to avoid bunching effect and reduce ties.

The Percentile score of a Candidate is calculated as follows:

$$\frac{100 \times \text{Number of candidates appeared in the 'Session' with raw score EQUAL TO OR LESS than the candidate}}{\text{Total number of the candidates appeared in the 'Session'}}$$

Note: The Percentile of the Total shall **NOT** be an aggregate or average of the Percentile of individual subject. Percentile score is not the same as percentage of marks obtained.

Example: Suppose a test was held in 4 sessions of examinees as per details given below:-
(Allocation of Days and shifts were done randomly)

(a) Distribution of candidates were as follows:

Session-1: Day-1 Shift-1, **Session-2:** Day-1 Shift-2, **Session-3:** Day-2 Shift-1 and **Session-4:** Day-2 Shift-2

Session	Day/Shift	No of Candidates			Marks	
		Absent	Appeared	Total	Highest	Lowest
Session-1	Day-1 Shift-1	3974	28012	31986	335	-39
Session-2	Day-1 Shift-2	6189	32541	38730	346	-38
Session-3	Day-2 Shift-1	6036	41326	47362	331	-49
Session-4	Day-2 Shift-2	9074	40603	49677	332	-44
Total(Session-1 to Session-4)		25273	142482	167755	346	-49

In this method of scoring the HIGHEST RAW SCORE in each paper (irrespective of the raw scores) will be the 100 Percentile indicating that 100% of candidates have scores equal to or lesser than the highest scorer/ topper for that session.

Highest Raw Score and Percentile Score: All the highest raw scores will have normalized Percentile Score of 100 for their respective session.

Session	Total Candidates Appeared	Highest Raw Score	Candidates who scored EQUAL OR LESS THAN Highest Raw Score	Percentile Score	Remarks
Session-1	28012	335	28012	$100.0000000 \left[\frac{28012}{28012} \times 100 \right]$	i.e. all the highest raw scores would be normalized to 100 Percentile Score for their respective session.
Session -2	32541	346	32541	$100.0000000 \left[\frac{32541}{32541} \times 100 \right]$	
Session -3	41326	331	41326	$100.0000000 \left[\frac{41326}{41326} \times 100 \right]$	
Session -4	40603	332	40603	$100.0000000 \left[\frac{40603}{40603} \times 100 \right]$	

Lowest Raw Score and Percentile Score: Percentile Score of all the lowest raw scores will depend on the total number of candidates who have taken the examination for their respective session.

Session	Total Candidates Appeared	Lowest Raw Score	Candidates who scored EQUAL OR LESS THAN Lowest Raw Score	Percentile Score	Remarks
Session - 1	28012	-39	1	$0.0035699 \left[\frac{1}{28012} \times 100 \right]$	i.e. Percentile Score of all the lowest raw scores are different i.e. Percentile Score depend on the total number of candidates who have taken the examination for their respective session.
Session - 2	32541	-38	1	$0.0030730 \left[\frac{1}{32541} \times 100 \right]$	
Session - 3	41326	-49	1	$0.0024198 \left[\frac{1}{41326} \times 100 \right]$	
Session - 4	40603	-44	1	$0.0024629 \left[\frac{1}{40603} \times 100 \right]$	

The following is a further explanation of the interpretation of the raw scores and Percentile Score in Session-3 (Day-2 and Shift-1) with 41326 candidates who have taken the examination.

Candidate	Percentile Score	No of Candidates	Raw Score	Remark
A	100.0000000 $\left[\frac{41326}{41326} \times 100 \right]$	1	331	Indicates that amongst those appeared, 100% have scored either EQUAL TO OR LESS THAN the candidate A (331 raw score).
				It also indicates that no candidate has scored more than the candidate A (331 raw score).
B	90.1224411 $\left[\frac{37244}{41326} \times 100 \right]$	77	121	Indicates that amongst those appeared, 90.1224411% have scored either EQUAL TO OR LESS THAN the candidate B (121 raw score).
				It also indicates that remaining candidates have scored more than candidate B (121 raw score).

C	50.4549194 [(20851/41326)*100]	381	41	Indicates that amongst those appeared, 50.4549194% have scored either EQUAL TO OR LESS THAN the candidate C (41 raw score) .
				It also indicates that remaining those appeared have scored more than candidate C (41 raw score) .
D	31.7040120 [(13102/41326)*100]	789	25	Indicates that amongst those appeared, 31.7040120% have scored either EQUAL TO OR LESS THAN the candidate D (25 raw score)
				It also indicates that remaining candidates have scored more than candidate D (25 raw score) .
E	1.1034216 [(456/41326)*100]	100	-15	Indicates that amongst those appeared, 1.1034216% have scored either EQUAL TO OR LESS THAN the candidate E (-15 raw score)
				It also indicates that remaining candidates have scored more than candidate E (-15 raw score)

STEP-BY-STEP PROCEDURE FOR NORMALIZATION AND PREPARATION OF RESULT:

Step-1: Distribution of Examinees in two shifts:

Candidates have to be distributed into two sessions randomly so that each session has approximately equal number of candidates. These two sessions would be as follows:

Session-1: Day-1 Shift-1, **Session-2:** Day-1 Shift-2

In the event of more number of days or less number of shifts, the candidates will be divided accordingly. This will ensure that there is no bias in the distribution of candidates who shall take the examination. Further, with a large population of examinees spread over the entire country the possibility of such bias becomes remote.

Step-2: Preparation of Results for each Session:

The examination results for **each session** would be prepared in the form of

- Raw Scores
- Percentiles Scores of Total raw scores.

The Percentiles would be calculated for each candidate in the Session as follows:

Let TP1 be the Percentile Scores of Total Raw Score of that candidate.

$$\text{Total Percentile (TP1) : } 100 \times \frac{\text{No. of candidates appeared from the session with raw score EQUAL TO OR LESS than T1 score}}{\text{Total No. of candidates appeared in the session}}$$

Step-3: Compilation of NTA score and Preparation of Result:

The Percentile scores for the Total Raw Score for all the sessions (**Session-1:** Day-1 Shift-1, **Session-2:** Day-1 Shift-2) **as calculated in Step-2 above would be merged and shall be called the NTA scores which will then be used for compilation of result and further processing for deciding the allocation.**

In the events of the percentiles for the multi-shifts being dissimilar / unequal, the lowest will be the eligibility cut-off for that category for all candidates (i.e. all shifts).

For Example: In an the examination held in two shifts, if the 40% marks correspond to a Percentile score of 78 in Shift 1 and 79 in Shift 2, then all those equal to or above 78 percentiles (Percentile score of 100 to 78) in both shifts will become eligible in General Category. Similar method will be adopted for the other categories to determine eligibility cut-offs.

In case the examination is held in more number of shifts the same principle shall apply.

Computer Based Test (CBT)

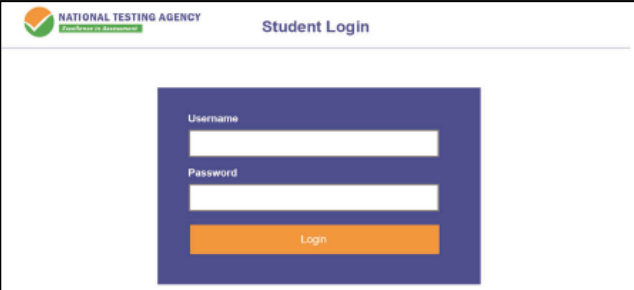
The major examinations being conducted by NTA will be Computer Based Test (CBT). A CBT requires candidates to sit in front of a computer terminal (node) allocated to them against their Roll number and Admit card. After logging the candidate will get detailed instructions for the examinations. At the designated time of start of examination, the candidates will be able to proceed and see the questions on the computer screen using the computer mouse. Candidates will have the option to change / modify/ edit / answers already entered any time during the examination.

Procedure for appearing in Computer Based Test (CBT):

(Sample/mock test will be available on UGC NET website: www.ntanet.nic.in in November, 2018 for hands on practice)

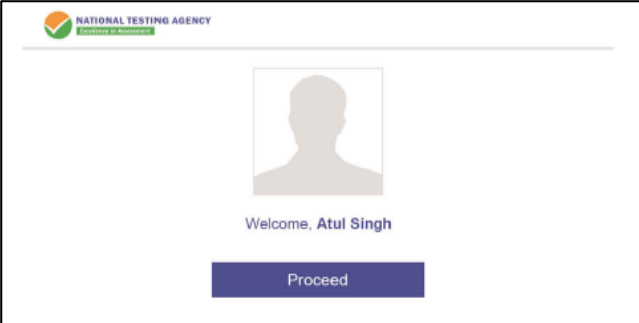
- A computer terminal (node) indicating roll number will be allocated to each candidate. Candidates should find and sit on their allocated computers only. Any candidate found to have changed room/hall or the computer on their own other than the one allotted would lead to cancellation of candidature and no plea in this regard would be entertained.
- For login, the candidate will have to enter **login-ID and password**. The computer terminal allotted to the candidate will display WELCOME login screen, Candidate's photograph and NET subject opted by the candidate.

Candidate Login Page



The screenshot shows the 'Student Login' interface of the National Testing Agency. At the top left is the NTA logo with the tagline 'Excellence in Assessment'. To the right of the logo is the text 'Student Login'. Below this, there is a central login box with a dark blue background. Inside this box, there are two white input fields: the first is labeled 'Username' and the second is labeled 'Password'. Below these fields is an orange button labeled 'Login'.

Candidate Welcome Screen



The screenshot shows the 'Candidate Welcome Screen' of the National Testing Agency. At the top left is the NTA logo with the tagline 'Excellence in Assessment'. Below the logo, there is a large, light gray placeholder for a candidate's photograph. Underneath the placeholder, the text 'Welcome, Atul Singh' is displayed. At the bottom center of the screen is a dark blue button labeled 'Proceed'.

- (c) After login, the candidate shall be able to see the detailed instructions for the examination. Candidates are advised to go through the instructions carefully regarding the type of questions and marking scheme. At the designated time of start of the examination, the candidates will be able to proceed and see the questions on the computer screen.

General Instruction Page

View in : English ▼

Please read the instructions carefully

General Instructions:

- Total duration of examination is 60 minutes.
- The clock will be set at the server. The countdown timer in the top right corner of screen will display the remaining time available for you to complete the examination. When the timer reaches zero, the examination will end by itself. You will not be required to end or submit your examination.
- The Question Palette displayed on the right side of screen will show the status of each question using one of the following symbols:

1

You have not visited the question yet.

2

You have not answered the question.

3

You have answered the question.



4

You have NOT answered the question, but have marked the question for review.

5

The question(s) "Answered and Marked for Review" will be considered for evaluation.

The Marked for Review status for a question simply indicates that you would like to look at that question again.

- You can click on the ">" arrow which appears to the left of question palette to collapse the question palette thereby maximizing the question window. To view the question palette again, you can click on "<" which appears on the right side of question window.
- You can click on your "Profile" image on top right corner of your screen to change the language during the exam for entire question paper. On clicking of Profile image you will get a drop-down to change the question content to the desired language.
- You can click on  to navigate to the bottom and  to navigate to the top of the question area, without scrolling.

Navigating to a Question:

- To answer a question, do the following:
 - Click on the question number in the Question Palette at the right of your screen to go to that numbered question directly. Note that using this option does NOT save your answer to the current question.
 - Click on **Save & Next** to save your answer for the current question and then go to the next question.
 - Click on **Mark for Review & Next** to save your answer for the current question, mark it for review, and then go to the next question.

Answering a Question :

- Procedure for answering a multiple choice type question:
 - To select your answer, click on the button of one of the options.
 - To deselect your chosen answer, click on the button of the chosen option again or click on the **Clear Response** button.
 - To change your chosen answer, click on the button of another option.
 - To save your answer, you MUST click on the **Save & Next** button.
 - To mark the question for review, click on the **Mark for Review & Next** button.
- To change your answer to a question that has already been answered, first select that question for answering and then follow the procedure for answering that type of question.

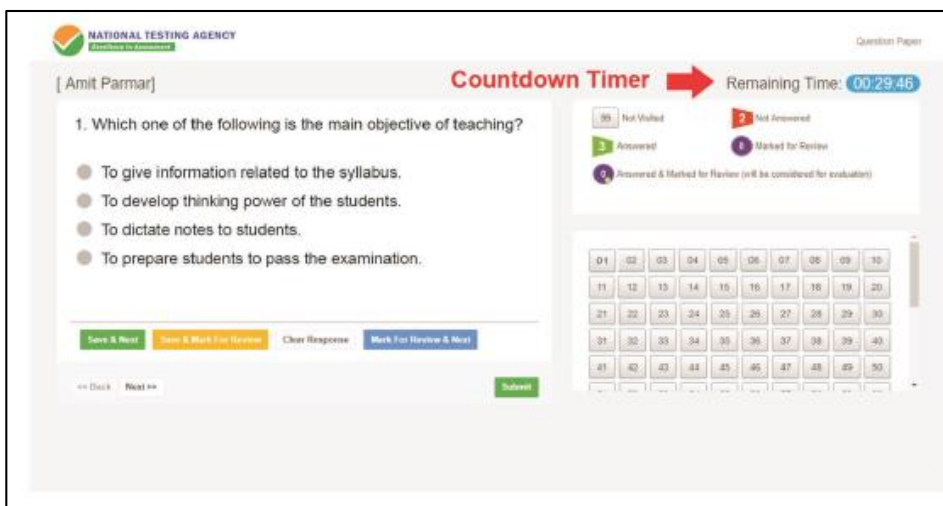
Navigating through sections:

- Sections in this question paper are displayed on the top bar of the screen. Questions in a section can be viewed by clicking on the section name. The section you are currently viewing is highlighted.
- After clicking the **Save & Next** button on the last question for a section, you will automatically be taken to the first question of the next section.
- You can shuffle between sections and questions anytime during the examination as per your convenience only during the time stipulated.
- Candidate can view the corresponding section summary as part of the legend that appears in every section above the question palette.

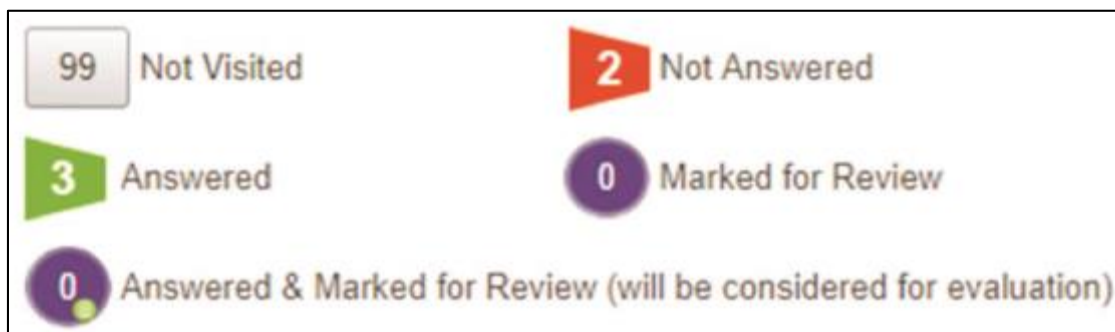
The keyboard attached to the computer, if any, will be disabled during the entire duration of the examination. Depending on the type of question, the answers to questions can either be entered by clicking on the virtual on-screen keyboard (numeric or otherwise) using the computer mouse or by clicking the chosen option(s) using the computer mouse. Candidates will have the option to change/modify answers already entered anytime during the entire duration of the examination.

In case the computer/mouse allotted to any candidate malfunctions anytime during the test, he/she will be immediately allotted another computer system and the time lost due to this will be adjusted in the server so as to give the candidate the full allotted time.

The on-screen computer clock counter of every candidate will be set at the server. The countdown timer in the top right side of computer screen will display the time remaining (in minutes) available for the candidate to complete the examination. When the timer reaches zero, the examination will end by itself. Candidate will not be required to end or submit the examination.



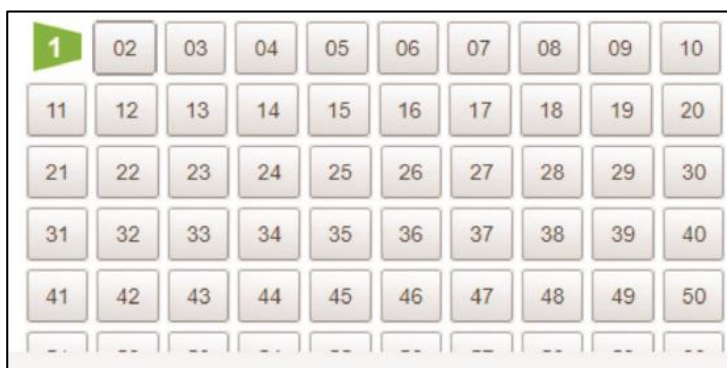
(d) The Question Palette displayed on the right side of screen will show the status of each question using one of the following symbols:



The question(s) “Answered and Marked for Review” status for a question indicates that candidate would like to have a relook at that question again. A candidate has the option of answering a question and simultaneously “Marked for Review”, these answers will be considered for evaluation. However, if a candidate has simply put “Marked for Review” for a question without answering it, the corresponding question marked for review without an answer will not be considered for evaluation. It may be noted that a

candidate can return to any “Marked for Review” question any time during the examination by clicking on the corresponding question number icon displayed on the Question Palette of the corresponding section.

- (e) Candidate can click on the “>” arrow which appears to the left of question palette to collapse the question palette thereby maximizing the question viewing window. To view the question palette again, candidate can click on “<” which appears on the right side of question window.
- (f) Candidate can click on to navigate to the bottom and to navigate to the top of the question area, without scrolling. Using the computer mouse the candidate can scroll up and down the question viewing area for viewing the entire question.
- (g) The full paper can be viewed by clicking the “Question Paper” icon on the top right corner of the screen.
- (h) Blank Sheets for doing rough work/calculations shall be provided to the candidates. The Blanks Sheets would have a Header page for the candidates to write down his/her Name and Roll Number. All calculations/writing work are to be done only in the Blank Sheets provided at the centre in the examination Room/Hall and on completion of the test candidates must hand over the rough sheets to the invigilator on duty in the Room/Hall.
- (i) Navigating to a Question To navigate between questions within a Paper, candidate needs to do the following:
 - (a) Click on the question number in the Question Palette at the right of the screen to go to that numbered question directly. Note that using this option does NOT save the answer to the currently displayed question.
 - (b) Click on “Save & Next” to save the answer of any question. Clicking on “Save & Next” will save the answer for the current question and the next question will be displayed on the candidate’s computer screen.
 - (c) Click on “Mark for Review & Next” to mark a question for review (without answering it) and proceed to the next question.



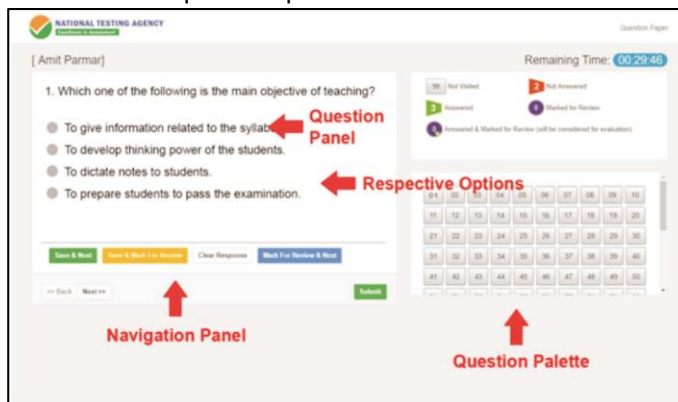
(j) Answering a Question

To navigate between questions within a Paper, candidate needs to do the following:

- (i) Procedure for answering a multiple choice type question:
 - (a) To select the option(s), click on the corresponding button(s) of the option(s).
 - (b) To deselect the chosen answer, click on the button of the chosen option again or click on the “Clear Response” button.
 - (c) To save the answer, the candidate MUST click on the “Save & Next” button.
 - (d) To mark the question for review (without answering it), click on the “Mark for Review & Next” button.

(k) Navigating through sections:

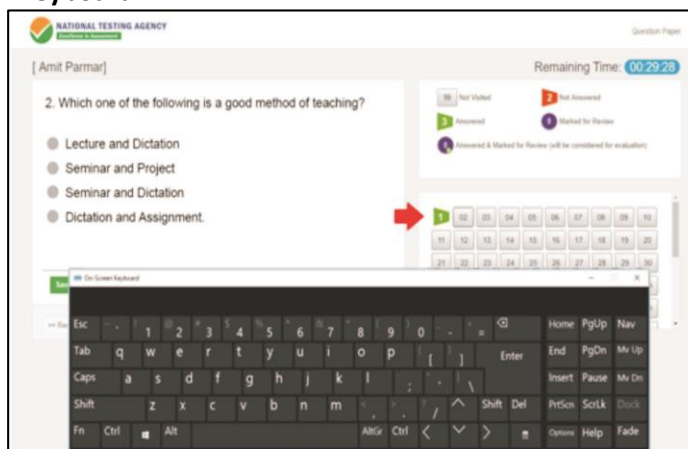
- (i) Sections in the question paper are displayed on the top bar of the screen. Questions in a section can be viewed by clicking on the section name. The section in which candidate is currently viewing will be highlighted.
- (ii) After clicking the “Save & Next” button on the last question for a section, candidate will automatically be taken to the first question of the next section.
- (iii) Candidate can shuffle between sections and questions within sections anytime during the examination as per the convenience only during the time stipulated.
- (iv) Candidate can view the corresponding section summary as part of the legend that appears in every section above the question palette.



(l) Procedure for answering questions that require inputs from on-screen virtual key board (numeric or otherwise):

- (a) Candidate will have to use the on-screen virtual keyboard (that would be displayed just below the question statement of these types of questions) and the attached computer mouse to enter his/her answer in the space provided for answer.

On Screen Virtual Keyboard



- (b) The answer can be changed, if required, anytime during the test. To save the answer, the candidate MUST click on the “Save & Next” button.
- (c) To mark the question for review (without answering it), click on the “Mark for Review & Next” button.

Candidate will have the option to change previously saved answer of any question, anytime during the entire duration of the test. To change the answer to a question that has already been answered, first select the corresponding question from the Question Palette, then click on “Clear Response” to clear the previously entered answer and subsequently follow the procedure for answering that type of question.

(m) ROUGH WORK:

All calculations/writing work are to be done only in the rough sheet provided at the centre in the examination Room/Hall and on completion of the test candidates must hand over the rough sheets to the invigilator on duty in the Room/Hall.

NTA: Test Practice Centres (TPCs)

The NTA as part of its objectives, will, inter-alia conduct efficient, transparent and international standard tests to assess the competency of candidates for admission, and recruitment purposes, undertake research on educational, professional and testing systems to identify gaps in the knowledge systems and take steps for bridging them, identify experts and institutions in setting examination questions and produce and disseminate information and research on education and professional development standards.

The major examinations being conducted by NTA will be Computer Based Test (CBT). A CBT requires candidates to sit in front of a computer terminal (node) allocated to them against their Roll number and Admit Card. After logging the candidate will get detailed instructions for the examinations. At the designated time of start of examination, the candidates will be able to proceed and see the questions on the computer screen using the computer mouse. Candidates will have the option to change / modify/ edit / answers already entered any time during the examination.

What is a Test Practice Centre (TPCs)?

The Ministry of Human Resource Development has mandated the NTA to set up, establish and create a network of Tests Practice Centres for candidates, especially in remote and rural areas to enable them to practice and be comfortable in taking a Computer Based Test (CBT). This facility will be completely free of cost. Candidates can register online (on NTA website) where they will be provided a convenient TPC near to their location to practice on a given computer node. This will facilitate and ease the process of being able to take a Computer Based Test (CBT). The entire experience of using a computer will be as close to the actual experience of taking a CBT. All efforts will also be made to provide practice tests and questions so that candidates can familiarize themselves with logging into the system, go through the detailed instructions regarding the test, use the mouse or numeric keyboard on screen (virtual) for attempting each question, scroll down to the next question, navigate between questions, review and edit their options and submit questions.

The objective of TPCs will primarily be to organize test practice for the upcoming NTA examinations.

An NTA APP has also been developed which will enable the students to choose the nearest TPCs (July 2018).

Set of Instructions on How to Register for a TPCs


Step 1: Visit NTA official website for Registration as a candidate for the Test Practice Centre.(TPC)

Visit Website URL: <https://nta.ac.in/> and click on the link “Student Registration (For Practice Center)”



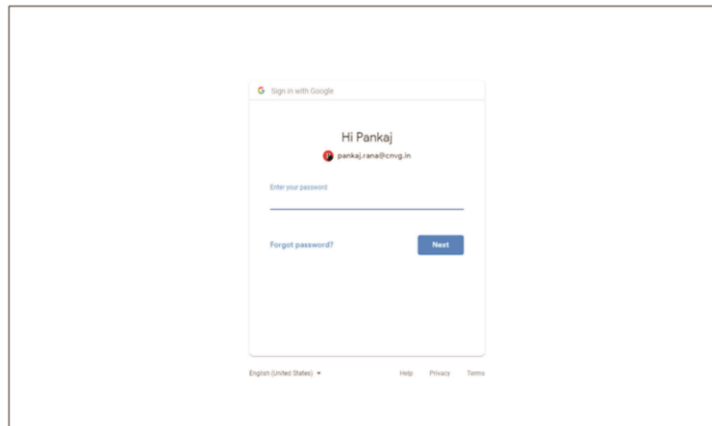
Step 2: Selecting Gmail or Facebook Login

Select login method: Gmail or Facebook




Step 3: Entering Gmail Username & Password

For gmail login candidate must enter email id & password



Step 4: Selecting Gmail Account

After authentication candidate has to click on selected Gmail Id.



Step 5: Enter Personal Information

After login confirmation student will be redirected to registration

The screenshot shows the National Testing Agency registration interface. At the top, there is a logo and the text "NATIONAL TESTING AGENCY" and "Confidential to Assessment". On the right, a user profile shows "Hello, Pankaj Rana". Below this is a progress bar with four steps: 1. Personal Detail (active), 2. Contact Detail, 3. Academic / Exam Detail, and 4. Exam Detail. The form fields for Step 5 are: First Name (PANKAJ), Last Name (RANA), Father Name, Select Gender (dropdown), Date of Birth (dd-mm-yyyy), Age, Upload Passport Size Photo (Choose File / No file chosen), and Upload Photo Id Proof (Choose File / No file chosen). There are "Previous" and "Next" buttons at the bottom right.

Step 6: Enter Contact Information

Candidate needs to enter contact information

The screenshot shows the National Testing Agency registration interface. At the top, there is a logo and the text "NATIONAL TESTING AGENCY" and "Confidential to Assessment". On the right, a user profile shows "Hello, Pankaj Rana". Below this is a progress bar with four steps: 1. Personal Detail, 2. Contact Detail (active), 3. Academic / Exam Detail, and 4. Exam Detail. The form fields for Step 6 are: Email Address (PANKAJ.RANA@ONGV.N), Mobile Number, Residential Address, State (dropdown), District (dropdown), City, and Pin Code. There are "Previous" and "Next" buttons at the bottom right.

Step 7: Enter Academic Information

Candidate needs to enter academic information.

The screenshot shows the National Testing Agency registration interface. At the top, there is a logo and the text "NATIONAL TESTING AGENCY" and "Confidential to Assessment". On the right, a user profile shows "Hello, Pankaj Rana". Below this is a progress bar with four steps: 1. Personal Detail, 2. Contact Detail, 3. Academic / Exam Detail (active), and 4. Exam Detail. The form fields for Step 7 are: School or Institute - Attending / Last Attended and Enrollment Number Optional. There are "Previous" and "Next" buttons at the bottom right.

Step 8: Enter Exam Information

Candidate needs to enter exam information.

NATIONAL TESTING AGENCY
Excellence in Assessment

1 Personal Detail 2 Contact Detail 3 Academic / Exam Detail 4 Exam Detail

Select Interested Exam Type *

Select Exam Type

Number of attempts already taken

Previous Submit

Step 9: Center Selection Dashboard

List of available center location sorted on the basis of Candidate's current geo location.

NATIONAL TESTING AGENCY
Excellence in Assessment

Pankaj Rana
PANKAJRANA@NTOV.IN

Select Exam Center

Booking History

List of all exam center

Select Five Center Preference Wise

Show 10 entries

Sr	Center Detail	State	District	Preference	Select
1	Its academy of technical education Address : Its academy of technical education i-2013 sector -62, noida Distance : 1 Km	Uttar Pradesh	Gautam Buddha Nagar		<input type="checkbox"/>
2	Ima noida Address : A-10 ima noida sector-62 near ericsson building Distance : 2 Km	Uttar Pradesh	Gautam Buddha Nagar		<input type="checkbox"/>
3	Indrapuram public school Address : Indrapuram public school 6, mayapuri khand-i, indrapuram ghaziabad, up Distance : 3 Km	Uttar Pradesh	Ghaziabad		<input type="checkbox"/>
4	East point school Address : F-26, dallapuri, vasundhara enclave, delhi Distance : 3 Km	Delhi	East Delhi		<input type="checkbox"/>
5	Manav rachna international school Address : D-196 sector-51 Distance : 3 Km	Uttar Pradesh	Gautam Buddha Nagar		<input type="checkbox"/>

Select Appointment

Step 10: Five Center Selection

Candidate needs to select any 5 Centers in the order of preference.

NATIONAL TESTING AGENCY
Excellence in Assessment

Pankaj Rana
PANKAJRANA@NTOV.IN

Select Exam Center

Booking History

List of all exam center

Select Five Center Preference Wise

Show 10 entries

Sr	Center Detail	State	District	Preference	Select
1	Its academy of technical education Address : Its academy of technical education i-2013 sector -62, noida Distance : 1 Km	Uttar Pradesh	Gautam Buddha Nagar	1	<input checked="" type="checkbox"/>
2	Ima noida Address : A-10 ima noida sector-62 near ericsson building Distance : 2 Km	Uttar Pradesh	Gautam Buddha Nagar	2	<input checked="" type="checkbox"/>
3	Indrapuram public school Address : Indrapuram public school 6, mayapuri khand-i, indrapuram ghaziabad, up Distance : 3 Km	Uttar Pradesh	Ghaziabad	Select	<input checked="" type="checkbox"/>
4	East point school Address : F-26, dallapuri, vasundhara enclave, delhi Distance : 3 Km	Delhi	East Delhi	Select	<input checked="" type="checkbox"/>
5	Manav rachna international school Address : D-196 sector-51 Distance : 3 Km	Uttar Pradesh	Gautam Buddha Nagar	Select	<input checked="" type="checkbox"/>

Select Appointment

Step 11: Schedule Selection

Candidate needs to select anyone sessions from the 6 sessions given

NATIONAL TESTING AGENCY

Pankaj Rana
PANKAJRANA@NTA.NIC.IN

Select Exam Center

Booking History

Select Appointment
Select appointment date and time.

Preference 1 : JSS Academy of Technical Education
Preference 2 : IMS Noida
Preference 3 : Indrapuram Public School
Preference 4 : EAST POINT SCHOOL
Preference 5 : MANAV RACHNA INTERNATIONAL SCHOOL

01 Sep 2018, Sat	02 Sep 2018, Sun	08 Sep 2018, Sat
09 Sep 2018, Sun	15 Sep 2018, Sat	16 Sep 2018, Sun

Proceed

Step 12: Review the Center Selection & Schedule Selection

Candidate needs to review the selection and after reviewing click on “Confirm Appointment”

NATIONAL TESTING AGENCY

Pankaj Rana
PANKAJRANA@NTA.NIC.IN

Select Exam Center

Booking History

Selected Appointment Center & Schedule
Click on Confirm Appointment if all information is correct.

Preference : 1 JSS Academy of Technical Education
Preference : 2 IMS Noida
Preference : 3 Indrapuram Public School
Preference : 4 EAST POINT SCHOOL
Preference : 5 MANAV RACHNA INTERNATIONAL SCHOOL
Booking Date 02 Sep, 2018

Confirm Appointment

Step 13: Center Selection Confirmation

Candidate can see that the data entered has been submitted

NATIONAL TESTING AGENCY

Pankaj Rana
PANKAJRANA@NTA.NIC.IN

Select Exam Center

Booking History

Dear Student, your center selection has been approved for date 02, Sep 2018. However it is subject to availability of minimum number of candidates in that center.

Preference : 1
JSS Academy of Technical Education
JSS Academy of Technical Education C-2012 Sector -62, Noida

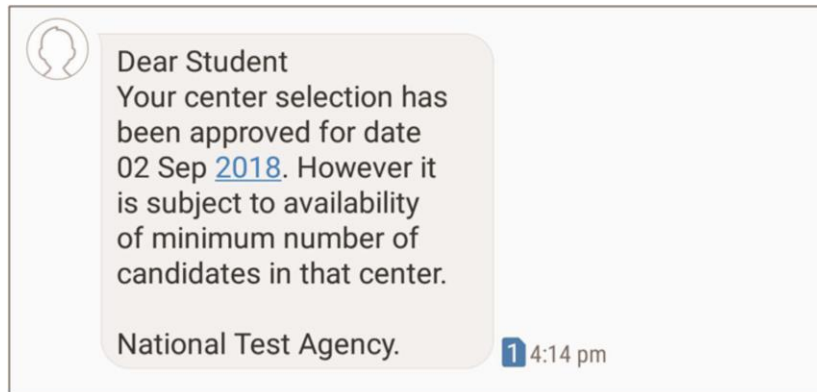
Preference : 2
IMS Noida
A- 88 IMS NOIDA SECTOR-62 NEAR ERICSSON BUILDING

Preference : 3
Indrapuram Public School
Indrapuram Public School 6, Niyaya Khanda-I, Indrapuram Ghazipurad, UP

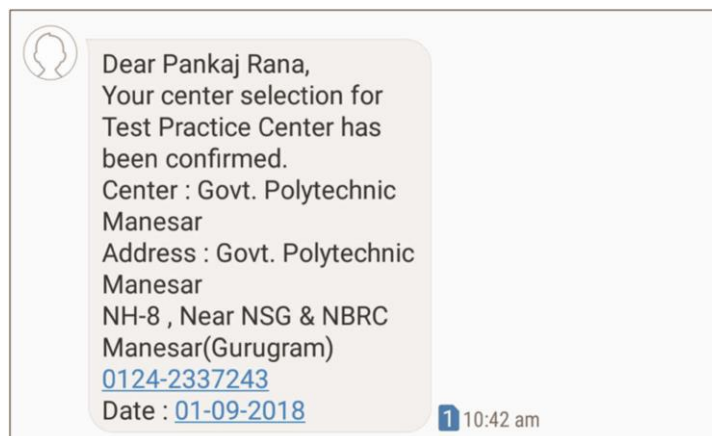
Preference : 4
EAST POINT SCHOOL
FC-28, DALLU PURA, VASUNDHARA ENCLAVE, DELHI

Preference : 5
MANAV RACHNA INTERNATIONAL SCHOOL
D-136 SECTOR-52

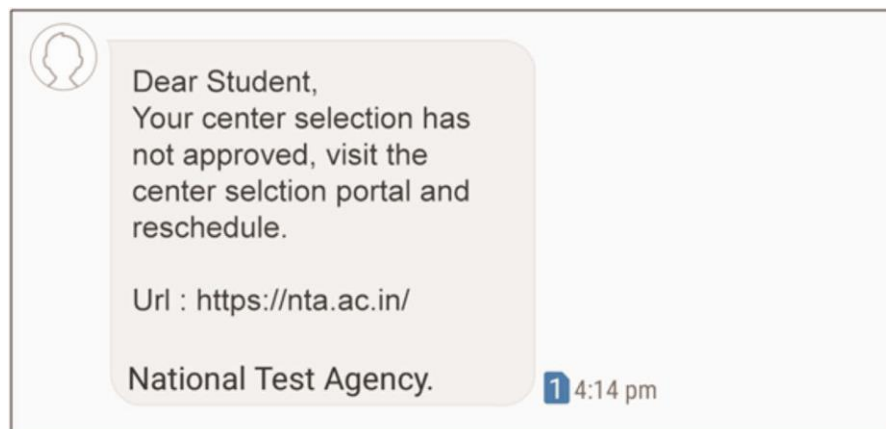
Step 14: Text of approval on Candidate's registered mobile number.
Candidate gets the approval as SMS in the registered mobile number.

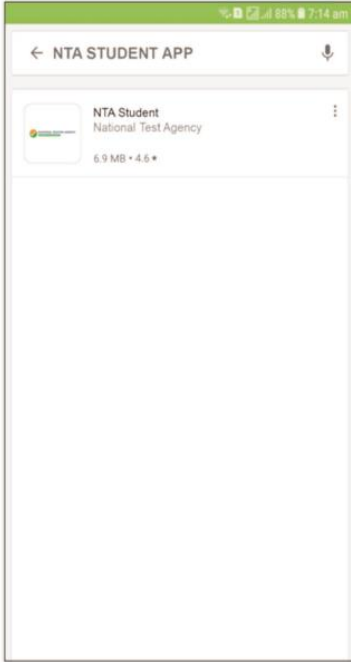
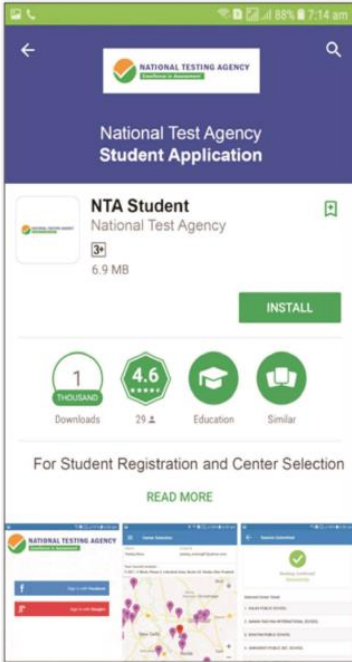




Step 15: Confirmation SMS on student's registered mobile number.
Candidate will get the confirmation SMS on the registered mobile number. This SMS will be used for entry at the Centre. The SMS will be sent two days in advance along with an e-mail at the registered e-mail Id



Step 16: Incase the Candidate's center has not been confirmed an SMS of rescheduling the booking will be received by the Candidate.



<p>Step 1: Search on Play Store for “NTA STUDENT APP”, click on the search result of NTA Student.</p>	<p>Step 2: After clicking on search result click on “INSTALL”</p>
	

<p>Step 3: Splash Screen: After Installation is completed, when we click on launcher icon on mobile.</p>	<p>Step 4: Selecting Gmail or Facebook Login</p>
	

Step 7: Contact Detail - Page 1/2: Candidate needs to enter Contact information.

Submit Detail

Personal Details Contact Details Academic / Exam Details

Email Id

Contact Number

Residential Address

State

Andaman and Nicobar

District

Nicobar

City

Pincode

Step 8: Contact Detail - Page 2/2: Candidate needs to enter Contact information.

Submit Detail

Personal Details Contact Details Academic / Exam Details

Contact Number

Residential Address

State

Andaman and Nicobar

District

Nicobar

City

Pincode

Submit Detail

Step 5: Personal Detail - Page 1/2: Candidate needs to enter personal information.

Submit Detail

Personal Details Contact Details Academic / Exam Details

First Name

Last Name

Father Name

Gender

Select Gender

Date Of Birth

30/08/2018

Age

Upload Photo Id Proof

NO IMAGE

Step 6: Personal Detail - Page 2/2: Candidate needs to enter personal information.

Submit Detail

Personal Details Contact Details Academic / Exam Details

30-01-2009

Age

Upload Photo Id Proof

NO IMAGE AVAILABLE

Upload Photo

NO IMAGE AVAILABLE

Submit Details

Step 9: Academic and Examination Detail:
Candidate needs to enter Academic and Examination Information.

Step 10: Select the nearest Center: Candidate needs to tap on the nearest pointer (any five).

Step 11: Select the nearest Center: After selecting the nearest five centers.

Sr.	Center Name(Preference as a Serial Number)	Selected
1	KALKA PUBLIC SCHOOL	X
2	MANAV RACHNA INTERNATIONAL SCHOOL	X
3	KHAITAN PUBLIC SCHOOL	X
4	SARASWATI PUBLIC SEC. SCHOOL	X
5	Shambhu Dayal Global School	X

Step 12: Reviewing the selected center: Candidate needs to review the selected center.

- KALKA PUBLIC SCHOOL
- MANAV RACHNA INTERNATIONAL SCHOOL
- KHAITAN PUBLIC SCHOOL
- SARASWATI PUBLIC SEC. SCHOOL
- Shambhu Dayal Global School

Step 13: Select Schedule: Candidate needs to select any one from the 6 coming session.

The screenshot shows a mobile app interface titled "Select Schedule". At the top, there is a blue header with a back arrow and the title. Below the header, there is a green bar labeled "Selected Center". Underneath, there is a list of five preferences: "Preference 1 :KALKA PUBLIC SCHOOL", "Preference 2 :MANAV RACHNA INTERNATIONAL SCHOOL", "Preference 3 :KHAITAN PUBLIC SCHOOL", "Preference 4 :SARASWATI PUBLIC SEC. SCHOOL", and "Preference 5 :Shambhu Dayal Global School". Below this list is another green bar labeled "Available Schedule". Underneath, there is a list of six available sessions: "01 Sep 2018, Sat", "02 Sep 2018, Sun", "08 Sep 2018, Sat", "09 Sep 2018, Sun", "15 Sep 2018, Sat", and "16 Sep 2018, Sun". At the bottom, there is a blue button labeled "Confirm Session".

Step 14: Select Schedule: After selecting the schedule click on "Confirm Schedule".

This screenshot is identical to the previous one, but with the "02 Sep 2018, Sun" session selected, indicated by a blue dot next to it.

Step 15: Thank You Screen: If candidate taps on "Confirm Session", the booking will be successfully confirmed.

The screenshot shows a mobile app interface titled "Session Submitted". At the top, there is a blue header with a back arrow and the title. Below the header, there is a green checkmark icon and the text "Booking Confirmed Successfully". Underneath, there is a section titled "Selected Center Detail:" followed by a list of five preferences: "1. KALKA PUBLIC SCHOOL", "2. MANAV RACHNA INTERNATIONAL SCHOOL", "3. KHAITAN PUBLIC SCHOOL", "4. SARASWATI PUBLIC SEC. SCHOOL", and "5. Shambhu Dayal Global School". Below this list is another section titled "Selected Schedule Detail:" followed by a list of two items: "Date" and "02 Sep 2018, Sun". At the bottom, there is a blue button labeled "HOME".

FORMAT OF THE CERTIFICATE FOR THE CANDIDATES UNDER PERSONS WITH DISABILITY CATEGORY (PwD)

NAME & ADDRESS OF THE INSTITUTE/HOSPITAL ISSUING THE CERTIFICATE

Certificate No. :

Date:

 Affix Recent
Passport size
Attested
Photograph
here

CERTIFICATE FOR PERSONS WITH DISABILITIES

This is to certify that Shri/Smt/Kum*) _____
son/daughter* of Shri _____ Age _____ years, Registration No. _____
_____ is a case of Locomotor disability/Cerebral Palsy/Blindness/Low
vision/Hearing impairment/Other disability* and has been suffering from degree of disability not less than
_____ % (_____). The details
of his/her above mentioned disability is described below:
(IN CAPITAL LETTERS)

Note:-

1. This condition is progressive/non-progressive/likely to improve/not likely to improve.*
2. Re-assessment is not recommended/is recommended after a period of _____
months/years.
3. The certificate is issued as per PWD Act, 1995.

* Strike out whichever is not applicable.

Sd/-
(DOCTOR)

Sd/-
(DOCTOR)

Sd/-
(DOCTOR)

Seal

Seal

Seal

Signature/Thumb impression of the person

**Countersigned by the
Medical Superintendent/CMO/
Head of Hospital (With Seal)**

Certificate regarding physical limitation in an examinee to write

This is to certify that, I have examined Mr/Ms/Mrs _____ (name of the candidate with disability), a person with _____ (nature and percentage of disability as mentioned in the certificate of disability), S / o / D / o _____, a resident of _____ (Village/District/State) and to state that he/she has physical limitation which hampers his/her writing capabilities owing to his/her disability.

Signature

Chief Medical Officer/ Civil Surgeon/ Medical Superintendent of a
Government health care institution

Name & Designation

Name of Government Hospital/Health Care Centre with Seal

Place:

Date:

Note:

Certificate should be given by a specialist of the relevant stream/disability (eg. Visual impairment – Ophthalmologist, Locomotor disability – Orthopaedic specialist/PMR).

Letter of Undertaking for Using Own Scribe

I _____, a candidate with _____ (name of the disability) appearing for the _____ (name of the examination) bearing Roll No. _____ at _____ (name of the centre) in the District _____, _____ (name of the State). My qualification is _____.

I do hereby state that _____ (name of the scribe) will provide the service of scribe/reader/lab assistant for the undersigned for taking the aforesaid examination.

I do hereby undertake that his qualification is _____. In case, subsequently it is found that his qualification is not as declared by the undersigned and is beyond my qualification, I shall forfeit my right to admission and claims relating thereto.

(Signature of the candidate with Disability)

Place:

Date:

List of SAUs/DUs/CAU/CUs from where graduated/post graduated

Sl. No.	State Agricultural Universities
1.	Assam Agricultural University, Jorhat-785013
2.	Acharya N G Ranga Agricultural University, Hyderabad-500030
3.	Sri Venkateswara Veterinary University, Tirupati-517502
4.	Dr. YSR Horticultural University, Venkatara Mannagudem, West Godavari- 534101(A.P.)
5.	Indira Gandhi Krishi Vishwavidyalaya, Raipur-492012
6.	Anand Agricultural University, Anand-388110
7.	Junagadh Agricultural University, Junagadh
8.	Navsari Agricultural University, Navsari-396450
9.	Sardar Krushinagar Dantiwada Agricultural University, Dantiwada-385 506
10.	Chaudhary Charan Singh Haryana Agricultural University, Hisar-125004
11.	Ch. Sarwan Kumar HP Krishi ViswaVidyalaya, Palampur-176062
12.	Dr. Yashwant Singh Parmar University of Horticulture & Forestry, Solan- 173230
13.	Sher-e-Kashmir University of Agricultural Sciences & Technology, Jammu-180012
14.	Sher-e-Kashmir University of Agricultural Sciences & Technology, Srinagar- 191121
15.	Bihar Animal Sciences University, Bihar Veterinary College Campus, Patna, Bihar-800014
16.	Birsa Agricultural University, Ranchi-834006
17.	University of Agricultural Sciences, Bangalore-560065
18.	University of Agricultural Sciences, Dharwad-580005
19.	Karnataka Veterinary, Animal and Fisheries Sciences University, Bidar- 585401
20.	Kerala Agricultural University, Thrissur-680656
21.	Jawaharlal Nehru Krishi Vishwavidyalaya, Jabalpur-482004
22.	Rajmata Vijayaraje Scindia Krishi Vishwavidyalaya, Gwalior-474002, M.P.
23.	Dr. Balasaheb Sawant Konkan Krishi Vidyapeeth, Dapoli-415712
24.	Maharashtra Animal & Fisheries Sciences University, Nagpur-440006
25.	Vasant Rao Naik Marathwada Krishi Vidyapeeth, Parbhani-431402
26.	Mahatma Phule Krishi Vidyapeeth, Rahuri-413722
27.	Dr. Panjabrao Deshmukh Krishi Vishwavidyalaya, Akola-444104
28.	Orissa University of Agriculture & Technology, Bhubaneswar-751003
29.	Punjab Agricultural University, Ludhiana-141004
30.	Guru Angad Dev Veterinary and Animal Sciences University, Ludhiana-141004
31.	Maharana Pratap University of Agriculture & Technology, Udaipur-313001
32.	Maharana Pratap Horticultural University, Karnal, CCSHAU Campus, Hisar
33.	Swami Keshwanand Rajasthan Agricultural University, Bikaner-334016
34.	Tamil Nadu Agricultural University, Coimbatore-641003
35.	Tamil Nadu Veterinary and Animal Sciences University, Chennai-600051
36.	Chandra Shekhar Azad University of Agriculture & Technology, Kanpur-208002
37.	UP Pandit Deen Dayal Upadhyaya Pashu Chikitsa Vigyan Vishwa Vidyalaya, Evam Go Anusandhan Sansthan, Mathura-281 001
38.	Acharya Narendra Deva University of Agri. and Technology, Kumarganj, Ayodhya-224229 (Uttar Pradesh)
39.	Sardar Vallabh Bhai Patel University of Agriculture & Technology, Modipuram, Meerut-250110
40.	Govind Ballabh Pant University of Agriculture & Technology, Pantnagar-263145
41.	Bidhan Chandra Krishi Viswavidyalaya, Mohanpur-741252
42.	Uttar Banga Krishi Vishwavidyalaya, Coochbehar-736165
43.	West Bengal University of Animal & Fishery Sciences, Kolkata-700037
44.	Kerala University of Fisheries and Ocean Studies, Panangad, Kochi-682506

45.	Kerala Veterinary and Animal Sciences University, Pookot, Wayanad-673576
46.	Lala Lajpat Rai University of Veterinary & Animal Sciences, Hisar (Haryana)
47.	Rajasthan University of Veterinary & Animal Sciences, Bijay Bhawan Palace Complex, Near Pt. Deendayal Circle, Bikaner-334006 (Rajasthan)
48.	Bihar Agricultural University, Sabour-813210, Bhagalpur
49.	Nanaji Deshmukh Pashu Chikitsa Vigyan Vishwavidyalaya, Jabalpur-482004
50.	University of Horticultural Sciences, Sector #60, Navanagar, Bagalkot-587102
51.	University of Agricultural Sciences, Raichur-584102
52.	Banda University of Agriculture & Technology, Banda-210001(U.P)
53.	Veer Chandra Singh Garhwali Uttarakhand University of Horticulture and Forestry, Bharsar-246123, Dist. Pauri Garhwal, Uttarakhand
54.	Chhattisgarh Kamdhenu Vishwavidhyalaya, Raipur-492012
55.	Tamil Nadu Fisheries University ,Nagapattinam, Camp Office Madras Veterinary College Veperi , Chennai-600007(Tamil Nadu)
56.	University of Agricultural and Horticultural Science , No. 126, Navile, Shimoga-577204(Karnataka)
57.	Shri Karan Narendra Agriculture University, Jobner-303329(Rajasthan)
58.	Agricultural University, Jodhpur-342304 (Rajasthan)
59.	Agricultural University, Kota Borkhera, Baran Road, P.B. No. 20, Kota-324001 (Rajasthan)
60.	Prof. Jayashankar Telangana State Agricultural University, Hyderabad-500030, Telangana
61.	Sri P.V. Narsimha Rao Telangana State University for Veterinary, Animal and Fisheries Sciences, Administrative Office Rajendranagar, Hyderabad-500030
62.	Sri Konda Laxman Telangana State Horticultural University Rajendranagar, Hyderabad (Telangana)
63.	Kamdhenu University, Karmayogi bhavan, Block-1, Wing-B1, 4th Floor, Sector-10-A, Gandhinagar-382010 (Gujarat)
	ICAR Deemed-to-be Universities
64.	Indian Agricultural Research Institute, New Delhi-110012
65.	Indian Veterinary Research Institute, Izatnagar-243122, Bareilly
66.	National Dairy Research Institute, Karnal-132001
67.	Central Institute of Fisheries Education, Mumbai-400061
	Central Universities having faculty of Agriculture
68.	Aligarh Muslim University, Aligarh
69.	Banaras Hindu University, Varanasi
70.	Visva Bharati (Palli Siksha Bhavana), P.O. Sriniketan-731 236, Birbhum
71.	Nagaland University (School of Agricultural Sciences and Rural Development) Medziphema-797106
	Central Agricultural University
72.	Central Agricultural University, Imphal, Manipur-795004
73.	Rani Lakshmi Bai Central Agricultural University, Jhansi
74.	Dr. Rajendra Prasad Central Agricultural University, Pusa-848125
	Private Universities
75.	Sam Higginbottom University of Agriculture Technology & Sciences, Naini, Allahabad-211007
76.	School of Agriculture, Lovely Professional University, Jalandhar, Punjab
77.	Others

Note: In case any degree from a particular college/university is not considered for admission by an Agricultural University or any particular college/university has been derecognized by VCI/UGC, ICAR will not be responsible for admitting students of that college/university in the Universities not willing to admit such candidates.

INDICATIVE AND TENTATIVE LIST * OF UNIVERSITIES FOR ADMISSION IN DOCTORAL DEGREE PROGRAMMES IN AGRICULTURE AND ALLIED SCIENCE SUBJECTS THROUGH AICE-JRF/SRF(Ph.D.)-2020 ALONG WITH CONTACT DETAILS OF REGISTRARS

Sl. No.	Name of University	Registrars Contact Nos.	Registrars E-mail IDs
1	Acharya N G Ranga Agricultural University, Administrative Office, Lam, Guntur, Andhra Pradesh - 522 034 (AP)	0863-2347101	registrarangrau@gmail.com
2	Anand Agricultural University, Anand-388110 (Gujarat)	02692-261310	registrar@aau.in
3	Assam Agricultural University, Jorhat-785013 (Assam)	0376-2340008	registrar@aau.ac.in
4	Bidhan Chandra Krishi Vishwavidhyalaya, Mohanpur, P.O. Krishi Viswavidyalaya, Dist- Nadia-741252, (West Bengal)	033-2587-8163	regbckv@gmail.com , registrar@bckv.edu.in , sks_bckv@rediffmail.com
5	Bihar Agricultural University, Sabour, Bhagalpur- 813210 (Bihar)	0641-2452614	registrarbau2015@gmail.com , registrar.bau.sabour@gmail.com
6	Birsa Agricultural University, Kanke, Ranchi – 834006 (Jharkhand)	0651-2450832	registrarbaujharkhand@gmail.com , registrar@bauranchi.org , nkudada@bauranchi.org
7	Central Agricultural University, Iroisemba, Imphal-795004 (Manipur)	03852-410644	regcau@gmail.com, regcau@yahoo.com
8	Chandra Shekhar Azad University of Agriculture and Technology, Kanpur-208002 (Uttar Pradesh)	05122-533791	registrar@csau.ac.in, rsingh.csau@gmail.com
9	Chaudhary Charan Singh Haryana Agricultural University, Hisar, Haryana	01662-234613	regi@hau.ernet.in
10	Chhattisgarh Kamdhenu Vishwavidyalaya, Anjora, Durg, (C.G)	07882-623465	registrarckv2012@gmail.com
11	CSK Himachal Pradesh Krishi Vishwavidyalaya, Palampur-176 062 Himachal Pradesh	01894-230383	registrar@hillagric.ac.in
12	Dr. Balasaheb Sawant Konkan Krishi Vidyapeeth, Tal. Dapoli, Dist. Ratnagiri-415 712, (MS)	02358-282065	regrdbskkv@rediffmail.com, egr.dbskkv@gov.in
13	Dr. Panjabrao Deshmukh Krishi Vidyapeeth Akola, P.O. Krishi Nagar, Akola-444104 (MS)	0724-2258372	registrar@pdkv.ac.in
14	Dr. Rajendra Prasad Central Agricultural University, Pusa, Samastipur - 848 125, Bihar	06274-240239	registrar@rpcau.ac.in
15	Dr. Y.S. Parmar University of Horticulture & Forestry, Nauni, Solan-173230 (Himachal Pradesh)	01792 -252219	registrar@yspuniversity.ac.in
16	Faculty of Agriculture, Institute of Agricultural Sciences, BHU, Varanasi-221005 (UP)	0542-2307222, 2368558	director.ias.bhu@gmail.com
17	G.B. Pant University of Agriculture and Technology, Pantnagar (Uttarakhand)	(05944) 233640	chawlahs15@gmail.com, registrar_pantvarsity@rediffmail.com, admcoordinator_pnt@rediffmail.com
18	Guru Angad Dev Veterinary and Animal Sciences University, Ferozepur Road, Ludhiana-141 004, Punjab	0161-2553343	registrargadvasu@gmail.com , sp1962@yahoo.com

19	ICAR- Indian Veterinary Research Institute, Izatnagar, Bareilly -243122(Uttar Pradesh)	0581-2301462	universityivri@gmail.com, registrar@ivri.res.in, acadsec17@gmail.com, cao@ivri.res.in
20	ICAR-Central Institute of Fisheries Education, Panch Marg, Off. Yari Road, Versova, Andheri (west), Mumbai-400 061 (Maharashtra)	022-26365198	jdadmin@cife.edu.in,sureshchandra@cife.edu.in,npsahu@cife.edu.in
21	ICAR-Indian Agricultural Research Institute, Pusa, New Delhi-110012	011-25842390, 25846536	manjaiah@iari.res.in, registrar_academic@iari.res.in, dean@iari.res.in,
22	ICAR-National Dairy Research Institute, Karnal-132001 (Haryana)	0184-2259023/ 2252022	jda@ndri.res.in, jdadmin@ndri.res.in, susanta_saha_1@yahoo.co.in
23	Indira Gandhi Krishi Vishwavidyalaya, Krishak Nagar, Raipur-492 012, Chhattisgarh	0771-2442537	regigkv@gmail.com
24	Jawaharlal Nehru Krishi Vishwavidyalaya, Krishinagar, Adhartal, Jabalpur-482004 (Madhya Pradesh)	(0761) 2681778	registrarjnkvv@yahoo.com
25	Junagarh Agricultural University, Near Motibaugh, Vanthali Road, Junagadh-362001, (Gujarat)	0285-2672346	registrar@jau.in
26	Karnataka Veterinary, Animal and Fisheries Sciences University, PB No 6, Nandinagar, Bidar-585 401 Karnataka	0848-2245241	regkvafsu@gmail.com
27	Kerala Agricultural University, KAU P.O., Vellanikkara, Thrissur-680656 (Kerala)	0487-2438011	registrar@kau.in
28	Kerala University of Fisheries and Ocean Studies, Panangad P.O., Kochi-682 506 (Kerala)	0484 2703782	registrar@kufos.ac.in
29	Kerala Veterinary and Animal Sciences University, Pookode, Wayanad -673 576 (Kerala)	04936 209215	pstovc@kvasu.ac.in, kishor@kvasu.ac.in
30	Lala Lajpat Rai University of Veterinary & Animal Sciences, Hisar, (Haryana)	01662289764, 01662200000	registrar@luvas.edu.in, asstt.registrar@luvas.edu.in
31	Maharana Pratap University of Agriculture & Technology, Udaipur (Rajasthan)	0294-2471302	registrar@mpuat.ac.in
32	Maharashtra Animal & Fishery Sciences University, Futala Lake Road, Nagpur - 440 001 (MS)	0712-2511784, 0712-2511785, 0712-2511787, 2053657	registrarmafsu@yahoo.com
33	Mahatma Phule Krishi Vidyapeeth, Rahuri, Distt. Ahmednagar-413722 (MS)	02426-243226	registrar.mpkv@nic.in
34	School of Agricultural Sciences and Rural Development (SASRD), Nagaland University, Medziphema, Lumani, Zunheboto Dist. Nagaland-798627	0369-2268270	arsasrd@nagalanduniversity.ac.in, registrar@nagalanduniversity.ac.in, deansasrd@nagalanduniversity.ac.in,
35	Nanaji Deshmukh Veterinary Science University, South Civil Lines, Jabalpur -482001 (Madhya Pradesh)	0761-2620545	registrarndvsujbp@gmail.com
36	Navsari Agricultural University, Navsari-396 450 (Gujarat)	(02637)282823	registrar@nau.in
37	Orissa University of Agriculture and Technology, Bhubaneswar-751003 (Odisha)	06742-397424	registrarouat@gmail.com
38	Professor Jayashankar Telangana State Agricultural University, Hyderabad-500 030 (Telangana)	0402-4002314	regrpjtsau@gmail.com

39	Punjab Agricultural University, Ludhiana-141004 (Punjab)	01612-400955	registrar@pau.edu
40	Rajasthan University of Veterinary and Animal Sciences, Bijay Bhawan Palace Complex, Near Deen Dayal Upadhyay Circle, Bikaner-334001 (Rajasthan)	0151-2540028	regrajuvas@gmail.com
41	Sardar Vallabh Bhai Patel University of Agriculture & Technology, NH-58, Roorkee Road, Modipuram, Meerut-250110 (Uttar Pradesh)	01212-2888525	brsingh2000@gmail.com , registrarsvpmeerut@gmail.com
42	Sardarkrushinagar Dantiwada Agricultural University, Sardarkrushinagar-385506, Di: Banaskantha, (Gujarat)	(02748)278226	registrar@sdau.edu.in
43	Sher-e- Kashmir University of Agricultural Sciences & Technology of Jammu, Main Campus Chatha, Jammu-180009, (J&K)	0191-2262012	registrar@skuast.org
44	Sher-e-Kashmir University of Agricultural Sciences and Technology of Kashmir, Shalimar Campus, Srinagar-190025, (J&K)	0194-2461271	registrar@skuastkashmir.ac.in
45	Sri Karan Narendra Agriculture University Jobner-303329, Jaipur (Rajasthan)	01425-254980	registrar@sknau.ac.in
46	Sri PV Narsimha Rao Telangana State University for Veterinary, Animal and Fishery Sciences, Administrative Office, Rajendranagar, Hyderabad-500 030 (Telangana)	040-24002114	virojiraosindhe@yahoo.co.in
47	Sri Venkateswara Veterinary University, Dr. Y.S.R. Bhavan, Tirupati - 517 502 (AP)	0877 2248894	registrarsvvutpt@yahoo.in, registrar@svvu.edu.in
48	Swami Keshwanand Rajasthan Agricultural University, Bikaner-334006 (Rajasthan)	0151-2250025	reg@raubikaner.org
49	Tamil Nadu Dr. J. Jayalalithaa Fisheries University, First Line Beach Road, Nagapattinam-611 001 (Tamil Nadu)	04365-240088	registrar@tnfu.ac.in
50	Tamil Nadu Veterinary and Animal Sciences University, Madhavaram Milk Colony, Chennai - 600 051 (Tamil Nadu)	044-25551584	registrar@tanuvas.org.in
51	U.P. Pandit Deen Dayal Upadhyaya Pashu-Chikitsa Vigyan Vishwavidyalaya Evam Go-Anusandhan Sansthan, Mathura-281001 (Uttar Pradesh)	05652-471178	registrarduvasu@gmail.com
52	University of Agricultural and Horticultural Sciences, Savalanga Road, Shivamogga-577 204 (Karnataka)	08182-267011	registarsshimoga@gmail.com
53	University of Agricultural Sciences, GKVK, Bellary Road, Bangalore-560 065 (Karnataka)	080-23330984	registrar@uasbangalore.edu.in
54	University of Agricultural Sciences, Krishi Nagar, Dharwad-580 005 (Karnataka)	0836-2214420	registrar@uasd.in
55	University of Horticultural Sciences, Udyanagiri, Bagalkot-587104 (Karnataka)	08354-230276	registrar@uhsbagalkot.edu.in
56	Uttar Banga Krishi Viswavidyalaya, PO Pundbari, Cooch Behar-736 165 (West Bengal)	03582-270588	registrarubkvv@gmail.com
57	Vasantrao Naik Marathwada Krishi Vidyapeeth, Parbhani-431402 (MS)	02452-223801	reg_mau@rediffmail.com
58	West Bengal University of Animal & Fishery Sciences, 37 & 68, KB Sarani, Kolkata-700037 (West Bengal)	03325-563123	danashyamsundar@gmail.com

*The final list of universities for admission to Ph.D. degree programmes will be available at the time of counseling

CASTE CERTIFICATE FOR SCHEDULED CASTE / TRIBE CANDIDATE

1. This is to certify that Shri/Smt/Kumari..... Date of Birth..... Son/Daughter of..... of village/town in District/Division of State/Union Territory belongs to the Caste/Tribe which is recognized as SC/ST under The Constitution (Scheduled Caste) Order, 1950. The Constitution (Scheduled Caste) Union Territories Order, 1951. The Constitution (Scheduled Tribes) Union Territories Order, 1951, as amended by the SCs And STs List (Modification) Order, 1950; The Bombay Reorganization Act, 1960; The Punjab Reorganization Act, 1966; The State Of HP Act, 1970; The North Eastern Areas (Reorganization) Act, 1971 and the SCs And STs Order (Amendment) Act, 1976. The Constitution (Jammu & Kashmir) SC Order, 1956. The Constitution (Andaman & Nicobar Islands) SC Order 1959 as amended by SCs and STs Order (Amendment) Act, 1976. The Constitution (Dadra And Nagar Haveli) SCs Order, 1962. The Constitution (Dadra And Nagar Haveli) STs Order, 1962. The Constitution (Pondicherry) SCs Order, 1964. The Constitution Scheduled Tribes (Uttar Pradesh) Order, 1967. The Constitution (Goa, Daman & Diu) SCs Order, 1968. The Constitution (Nagaland) STs Order, 1970. The Constitution (Sikkim) SCs Order, 1968 or any such Govt. of India directive applicable at the time of counseling.

2. Shri/Smt/Kumari..... and/or his/her family ordinarily reside(s) in Village/ Town..... of District..... of State/Union Territory of

3. Applicable in the case of SC/ST persons who have migrated from State/Union Territory Administration to another State/Union Territory. The certificate is issued on the basis of the SC/ST Certificate to Shri/Smt..... father / mother of Shri/Smt/Kumari..... of Village/Town..... in District/Division..... of the State/ Union Territory who belongs to the Scheduled Caste/ Scheduled Tribe in the State/Union Territory issued by the (Name of the prescribed authority) vide their No Dated.....

Signature
Designation (with Seal of Office)

Place.....(State/Union Territory)
Date.....

*Please delete the words which are not applicable. Please quote specific presidential order.

Note: The term ordinarily reside(s) used here has the same meaning as in section 20 of the representation of the people's act, 1950.

List of Authorities Empowered to Issue SC/ST Certificates

1. District Magistrate/Additional District Magistrate/Deputy Commissioner/Additional Deputy Commissioner/Deputy Collector/1st Class Stipendiary Magistrate/City Magistrate/Sub-divisional Magistrate/Taluka Magistrate/Executive Magistrate/Extra Assistant Commissioner not below the rank of 1st class Stipendiary Magistrate.
2. Chief Presidency Magistrate/Additional Chief Presidency Magistrate/Presidency Magistrate
3. Revenue Officers, not below the rank of Tehsildar
4. Sub-divisional Officer of the area where the candidate and/or his family normally resides
5. Administrator/Secretary to Administrator/Development Officer (Lakshadweep Islands)
6. Certificate issued by any other authority will be rejected.

ANNEXURE XIX

FORM OF CERTIFICATE TO BE PRODUCED BY OTHER BACKWARD CLASSES-NON CREAMY LAYER (OBC-NCL) APPLYING FOR ADMISSION TO CENTRAL EDUCATIONAL INSTITUTIONS (CEIs), UNDER THE GOVERNMENT OF INDIA

This is to certify that Shri/Smt./Kum.Son/Daughter of Shri/Smt. of Village/Town..... District/Divisionin the..... State belongs to the Community which is recognized as a backward class under:

- (i) Resolution No. 12011/68/93-BCC(C) dated 10/09/93 published in the Gazette of India Extraordinary Part I Section I No186 dated 13/09/93.
- (ii) Resolution No. 12011/9/94-BCC dated 19/10/94 published in the Gazette of India Extraordinary Part I Section I No. 163 Dated 20/10/94.
- (iii) Resolution No. 12011/7/95-BCC dated 24/05/95 published in the Gazette of India Extraordinary Part I Section I No. 88 Dated 25/05/95.
- (iv) Resolution No. 12011/96/94-BCC dated 9/03/96.
- (v) Resolution No. 12011/44/96-BCC dated 6/12/96 published in the Gazette of India Extraordinary Part I Section I No. 210 Dated 11/12/96.
- (vi) Resolution No. 12011/13/97-BCC dated 03/12/97.
- (vii) Resolution No. 12011/99/94-BCC dated 11/12/97.
- (viii) Resolution No. 12011/68/98-BCC dated 27/10/99.
- (ix) Resolution no. 12011/88/98-bcc dated 6/12/99 published in the Gazette of India Extraordinary Part I Section I No. 270 dated 06/12/99.
- (x) Resolution no. 12011/36/99-bcc dated 04/04/2000 published in the Gazette of India Extraordinary Part I Section I No. 71 dated 04/04/2000.
- (xi) Resolution no. 12011/44/99-bcc Dated 21/09/2000 published in the Gazette of India Extraordinary Part I Section I No. 210 dated 21/09/2000.
- (xii) Resolution no. 12015/9/2000-bcc dated 06/09/2001. (xiii) Resolution no. 12011/1/2001-bcc dated 19/06/2003. (xiv) Resolution no. 12011/4/2002-bcc dated 13/01/2004.
- (xiii) Resolution No. 12011/9/2004-BCC dated 16/01/2006.
- (xiv) Resolution No. 12011/14/2004-BCC dated 12/03/ 2007.
- (xv) Resolution No.12011/16/2007-BCC dated 12/10/2007; Resolution No.12018/6/2005-BCC dated 30/07/2010; Resolution No. 12015/2/2007-BCC dated 18/08/2010; Resolution No. 12015/15/2008-BCC dated 16/06/2011; Resolution No.12015/13/2010-BC-II dated 08/12/2011; Resolution No.12015/5/2011-BC-II dated 17/02/2014; Resolution No. 20012/129/2009-BC-II dated 04/03/2014.

Shri/Smt./Kum.....and/or his family ordinarily reside(s) in theDistrict/Division of.....State. This is also to certify that he/she does not belong to the persons/sections (Creamy Layer) mentioned in Column 3 of the Schedule to the Government of India, Department of Personnel & Training O.M. No. 36012/22/93-Estt.(SCT) Dated 08/09/93 which is modified vide OM No. 36033/1/2013 Estt.(Res.) dated 27th May, 2013.

Dated:.....

District magistrate/ Deputy commissioner, etc
Seal

Note:

- (a) The term 'Ordinarily' used here will have the same meaning as in Section 20 of the Representation of the People Act, 1950.
- (b) The authorities competent to issue Caste Certificates are indicated below:
 - (i) District Magistrate / Additional Magistrate / Collector / Deputy Commissioner / Additional Deputy Commissioner / Deputy Collector/ Ist Class Stipendiary Magistrate / Sub-Divisional Magistrate / Taluka Magistrate / Executive Magistrate / Extra Assistant Commissioner (Not Below The Rank of Ist Class Stipendiary Magistrate).
 - (ii) Chief Presidency Magistrate / Additional Chief Presidency Magistrate / Presidency Magistrate.
 - (iii) Revenue Officer not below the rank of Tehsildar' and
 - (iv) Sub-Divisional Officer of the area where the candidate and / or his family resides.

Declaration/undertaking - for OBC candidates only

I,.....son/daughter of Shri resident of Village/Town/City.....DistrictState hereby declare that I belong to the.....Community which is recognized as a Backward Class by the Government of India for the purpose of reservation in services as per orders contained in Department of Personnel and Training Office Memorandum No.36012/22/93- Estt.(SCT), dated 8/9/1993. It is also declared that I do not belong to persons/ Sections (Creamy Layer) mentioned in Column 3 of The Schedule to the above referred Office Memorandum, Dated 8/9/1993, which is Modified vide Department of Personnel and Training Office Memorandum No. 36033/1/2013 Estt.(Res.) dated 27th May, 2013.

Place:
Candidate

Signature of the

Date:
.....
.....

- **Declaration/undertaking not signed by candidate will be rejected.**
- **False declaration will render the applicant liable for termination of registration at any time.**

Creamy Layer Definition

OBC Creamy layer is defined comprehensively at <http://ncbc.nic.in/html/creamyayer.html>

All candidates for the OBC reserved seats should make sure that they do not satisfy any of the creamy layer criteria as listed in the website. Some general exclusion for quick reference (no way comprehensive) are as follows.

1. Any of the parents holds a constitutional position in govt. of India
2. Any one of the parents is a class i officer.
3. Both the parents are class ii officers.
4. Any one of the parents is employed in an equivalent rank to class I officer or both parents equivalent to class II officer in a public sector, insurance companies, banks, universities or in other organizations
5. Land holdings on irrigated land are 85% or more of the statutory ceiling area.
6. Parents income is more than Rs.8 lakhs per year or Government of India directives applicable at the time of counseling.

Government of
(Name & Address of the authority issuing the certificate)

INCOME & ASSEST CERTIFICATE TO BE PRODUCED BY ECONOMICALLY WEAKER SECTIONS

Certificate No. _____

Date: _____

VALID FOR THE YEAR _____

This is to certify that Shri/Smt./Kumari _____ son/daughter/wife of _____ permanent resident of _____ Village/Street _____ Post Office _____ District _____ in the State/Union Territory _____ Pin Code _____ whose photograph is attested below belongs to Economically Weaker Sections, since the gross annual income* of his/her 'family**' is below Rs. 8 lakh (Rupees Eight Lakh only) for the financial year _____. His/her family does not own or possess any of the following assets*** :

- I. 5 acres of agricultural land and above;
- II. Residential flat of 1000 sq. ft. and above;
- III. Residential plot of 100 sq. yards and above in notified municipalities;
- IV. Residential plot of 200 sq. yards and above in areas other than the notified municipalities.

2. Shri/Smt./Kumari _____ belongs to the _____ caste which is not recognized as a Scheduled Caste, Scheduled Tribe and Other Backward Classes (Central List)

Signature with seal of Office _____
Name _____
Designation _____

Recent Passport size
attested photograph of
the applicant

*Note1: Income covered all sources i.e. salary, agriculture, business, profession, etc.

**Note 2: The term "Family" for this purpose include the person, who seeks benefit of reservation, his/her parents and siblings below the age of 18 years as also his/her spouse and children below the age of 18 years

***Note 3: The property held by a "Family" in different locations or different places/cities have been clubbed while applying the land or property holding test to determine EWS status.

***Note 1:** Income covered all sources i.e. salary, agriculture, business, profession, etc.

SPONSORSHIP**CERTIFICATE****DECLARATION BY THE EMPLOYER OF THE CANDIDATE (FOR IN-SERVICE CANDIDATES)**

- (i) Certified that the particulars filled by Mr./ Shri..... son/ daughter of in the application form have been verified and found correct.
- (ii) The candidate will be granted deputation leave/study leave/extra ordinary leave or he/she will be given a scholarship or stipend of the value of Rs. per month. On completion of the degree, he/she will be required to serve this department/institute/university for a period of years.
- (iii) If selected for admission, the candidate will be relieved to join the course on the date of start of session in the university when admitted.
- (iv) If selected for the award of or other fellowship, there will be no objection for his receiving the scholarship and contingency amounts attached thereto subject to the following conditions:
- (a)
- (b)
- (c)
- (v) Certified that I am competent to take the decision to sponsor him/her on the terms and conditions mentioned above/the decision to sponsor him/her on the above terms and conditions has been taken by and is being communicated under the direction of who is the competent authority.
- (vi) This university/Institute/organization/department undertakes to pay dues outstanding against the candidate, if not paid by him.
- (vii) Any other relevant information:

SIGNATURE

DESIGNATION

ADDRESS

.....

.....

Employment status of in-service candidates

Institutes/Agric. Universities/Other	Code Number
ICAR Institutes and ICAR Institute based Deemed-to-be-Universities	01
State Agricultural Universities including Veterinary/Horticulture/Fisheries Universities, CAU and CUs having faculty of agriculture	02
Central Government Departments dealing in agriculture and allied sectors	03
State Government Departments dealing in agriculture and allied sectors	04
Public Sector Undertaking dealing in agriculture and allied sectors	05
Any other Govt. organization	06



**Help Line No.
0120-6895200**

email for queries : icar@nta.ac.in



National Testing Agency

(An autonomous organization under the Department of Higher Education,
Ministry of Human Resource Development, Government of India)

Registered Office:

West Block – 1, Wing No. 6,
2nd Floor, R K Puram, New Delhi – 110066

Address for Correspondence:

Block C-20/1A/8, Sector 62, Gautam Budh Nagar,
Noida -201309 (UP)

Website:

www.nta.ac.in

[www.icar@nta.ac.in](mailto:icar@nta.ac.in)